

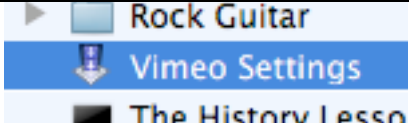
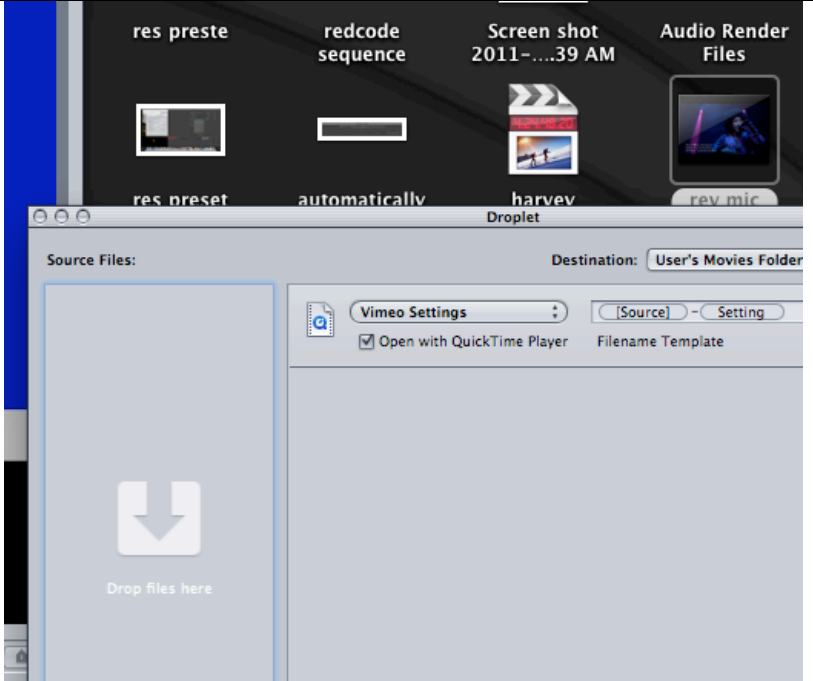
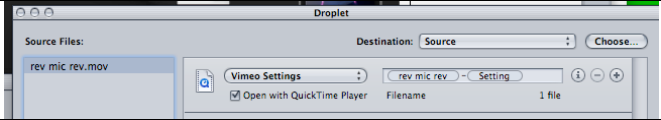
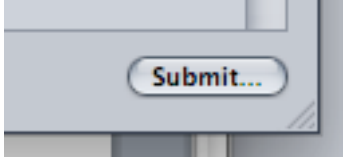
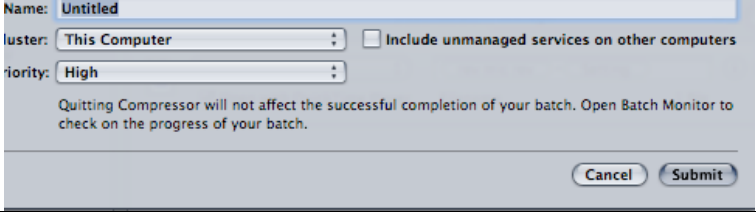


How to Encode for Vimeo Using a “Compressor” Droplet

<p>Open Compressor</p>	
<p>Open Batch Monitor</p>	
<p>Double click on the Vimeo Settings</p>	
<p>Drag file over and drop on the Drop Files Here dialog in the Source Files window</p>	
<p>Change the Destination to Source or other folder of choice</p>	
<p>Click Submit</p>	

How to Encode for Vimeo Using a “Compressor” Droplet

<p>And Submit again</p> <p>The Droplet will close and Compressor will take over.</p>	
<p>Look at the Batch Monitor that is already open and will see the processing of the file</p>	