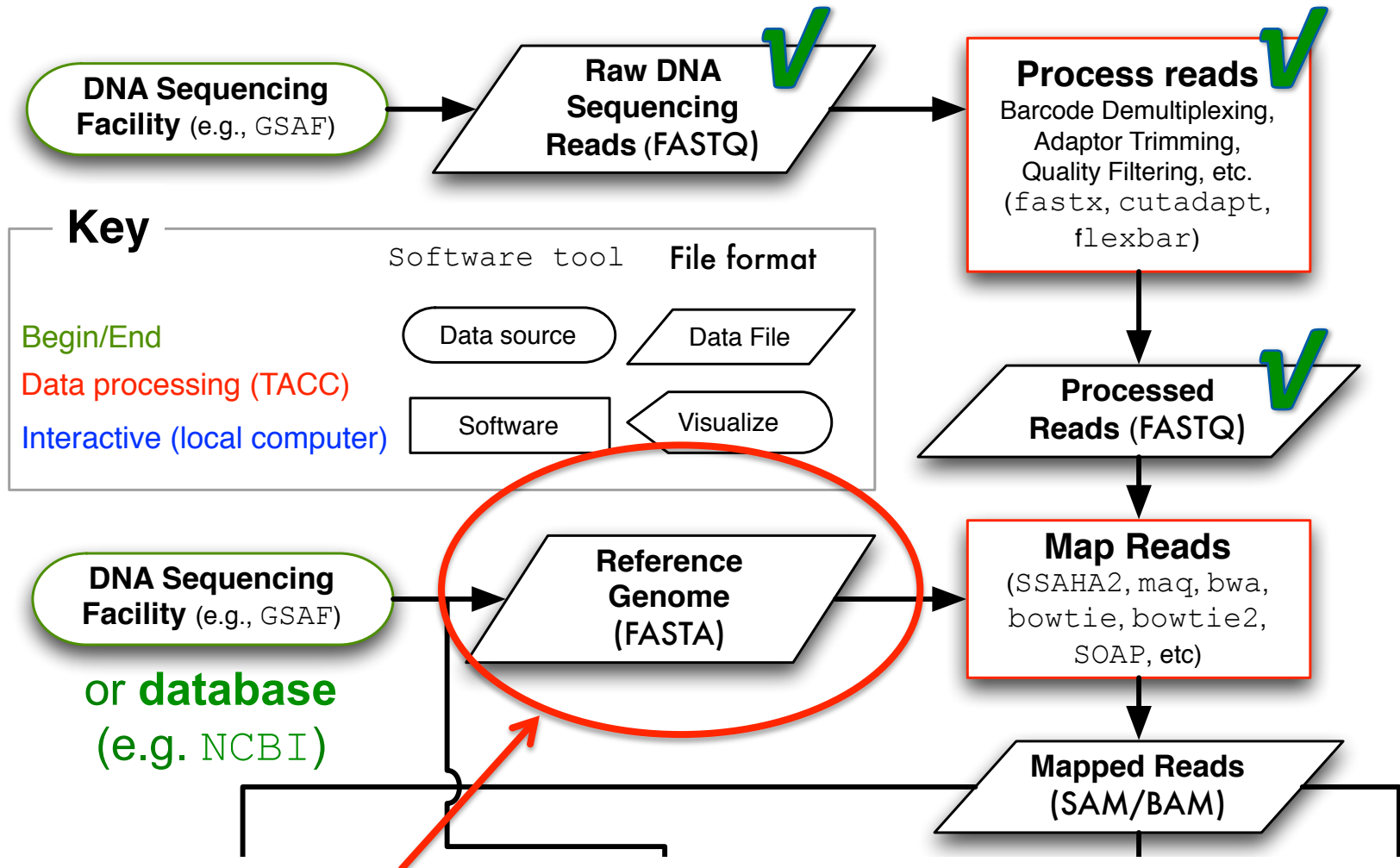


Input: Reference Genome



You are here!

Finding a reference

- **Microbes (<10Mb)**: download FASTA containing in sequence and/or GenBank/EMBL/GFF flat files encapsulating both sequence and features.
- **Macrobies (>100Mb)**: download specific consortium "build" of reference (Ex: hg19), consisting of FASTA, and various files used to construct a database of feature (PTT, GFF).
- **Non-model organisms**: build your own?
de novo assembly (outside scope of course)

Reference considerations

- Is it appropriate to your study?
 - Close enough to your species?
 - Complete?
- Which version?
 - Make sure you use an agreed-on standard
- Does it contain repeats? What kinds?
 - Know this up front or you may be confused
- What annotations exist?
 - References lacking feature annotations are much more challenging to use



<http://microbialgenomics.energy.gov>

Reference sequences

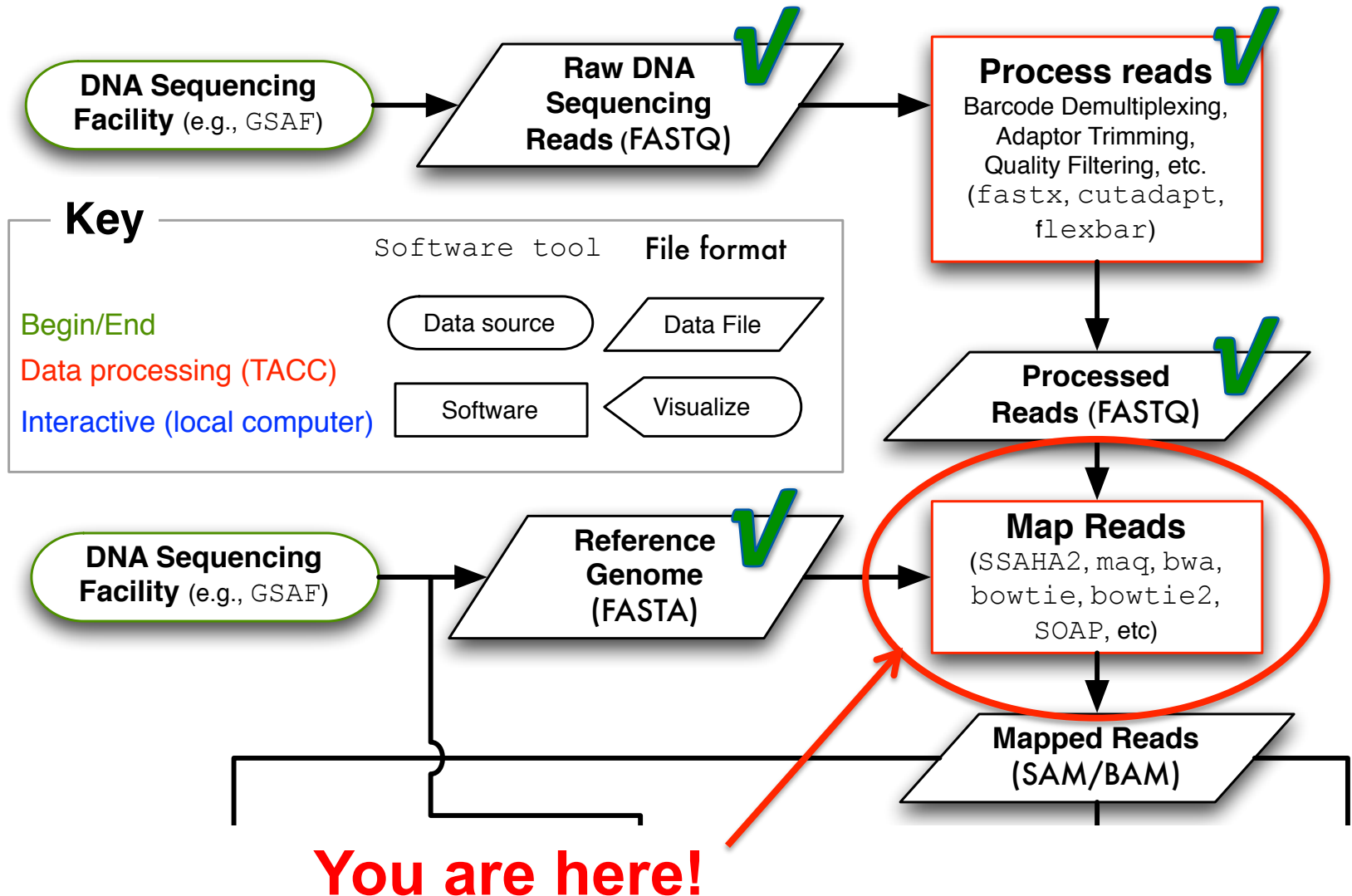
FASTA Format

```
>gi|254160123|ref|NC_012967.1| Escherichia coli B str. REL606
agcttttcattctgactgcaacgggcaatatgtctctgtgtggattaaaaaaagagtgtc
tgatagcagcttctgaactggttacctgccgtgagtaaattaaattttattgacttagg
tcactaaataactttaaccaatataggcatagcgcacagacagataaaaattacagagtac
acaacatccatgaaacgcattagcaccaccattaccaccaccatcaccattaccacaggt
aacggtgcgggctgacgcgtacaggaaacacagaaaaaagcccgcacctgacagtgcggg
cttttttttcgaccaaggtaacgaggtaacaacatgcgagtggttgaagttcggcggta
....
```

Using complex reference sequence names is a common problem during analysis. Might rename:

```
>REL606
agcttttcattctgactgcaacgggcaatatgtctctgtgtggattaaaaaaagagtgtc
tgatagcagcttctgaactggttacctgccgtgagtaaattaaattttattgacttagg
....
```

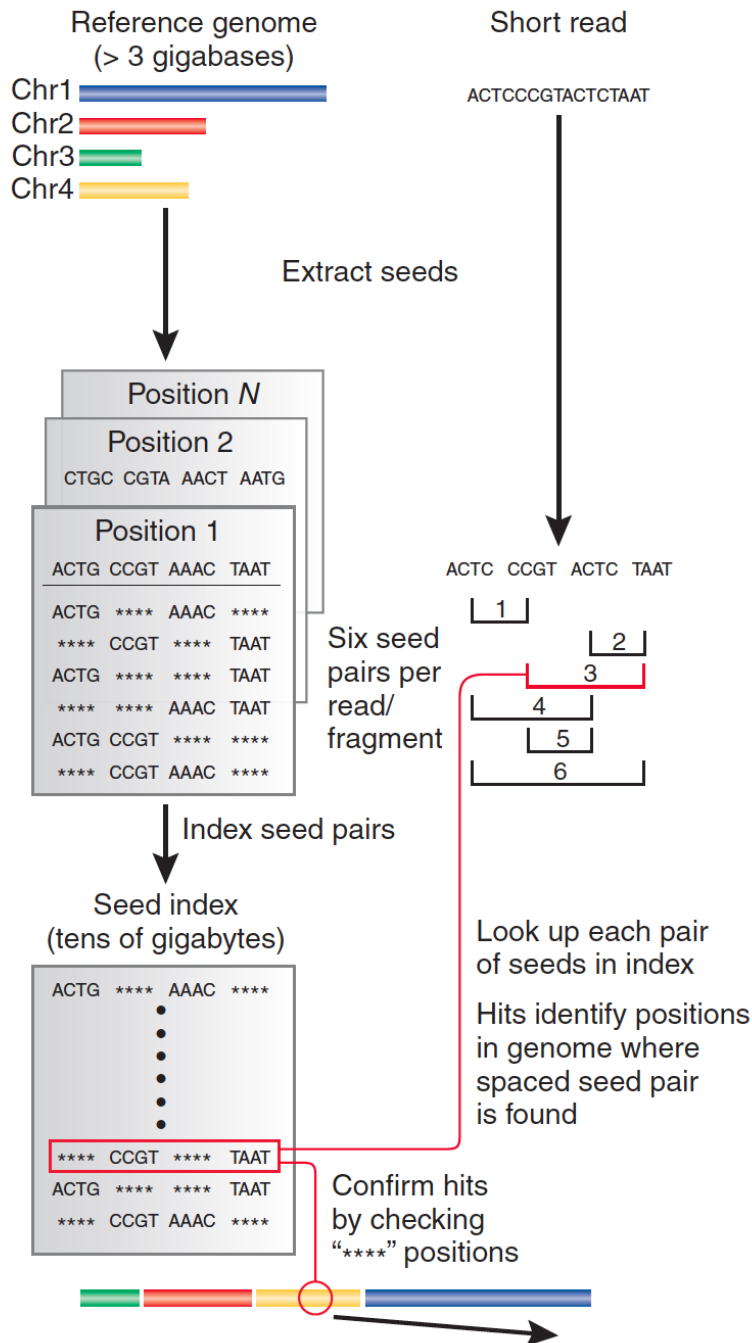
Step: Map Reads



Mappers/Aligners

- Algorithms
 - Spaced-seed indexing
 - Burrows-Wheeler transform (BWT)
- Differences
 - Input data (read length, colorspace aware/useful)
 - Speed and scalability (multithreading, GPUs)
 - Memory requirements (RAM, fat nodes)
 - Sensitivity: esp. indels (gaps)
 - Ease of installation and use. Development phase.
 - Uses base qualities? Outputs mapping scores?
 - Handles multiple matches, paired end matches
 - Configurability and transparency of options

Spaced seeds



Hash table enables lookup of exact matches.

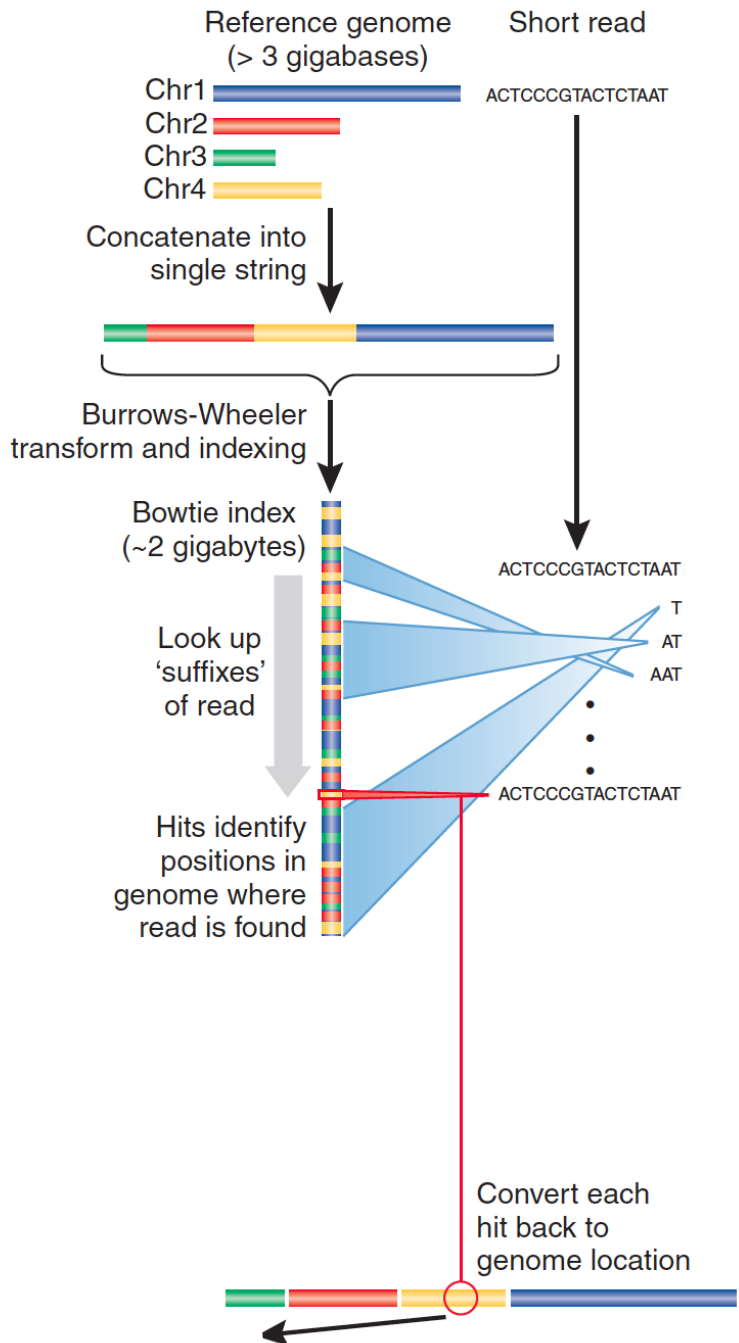
Subsequence	Reference Positions
ATAGCTAATCCAAA	2341, 2617264
ATAGCTAATCCAAT	
ATAGCTAATCCAAC	134, 13311, 732661,
ATAGCTATCCAAAG	
ATAGCTAATCCATA	
ATAGCTAATCCATT	3452
ATAGCTAATCCATC	
ATAGCTATCCAATG	234456673

Table is sorted and complete so you can jump immediately to matches. (But this can take a lot of memory.)

May include N bases, skip positions, etc.

Trapnell, C. & Salzberg, S. L. How to map billions of short reads onto genomes. *Nature Biotech.* **27**, 455–457 (2009).

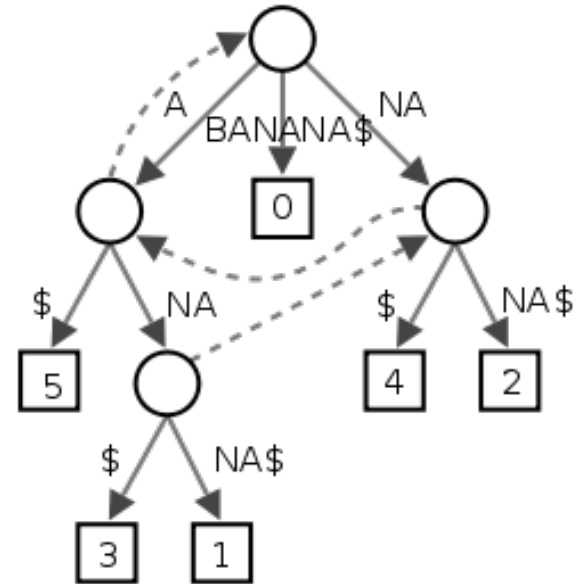
Burrows-Wheeler



Burrows-Wheeler transform compresses sequence.

Input	SIX.MIXED.PIXIES.SIFT.SIXTY.PIXIE.DUST.BOXES
Output	TEXYDST.E.IXIXIXSSMPPS.B..E.S.EUSFXDIIIOIIIT

Suffix tree enables fast lookup of subsequences.



http://en.wikipedia.org/wiki/Suffix_tree

Exact matches at all positions below a node.

Trapnell, C. & Salzberg, S. L. How to map billions of short reads onto genomes. *Nature Biotech.* **27**, 455–457 (2009).

From Mapped Read to Alignment

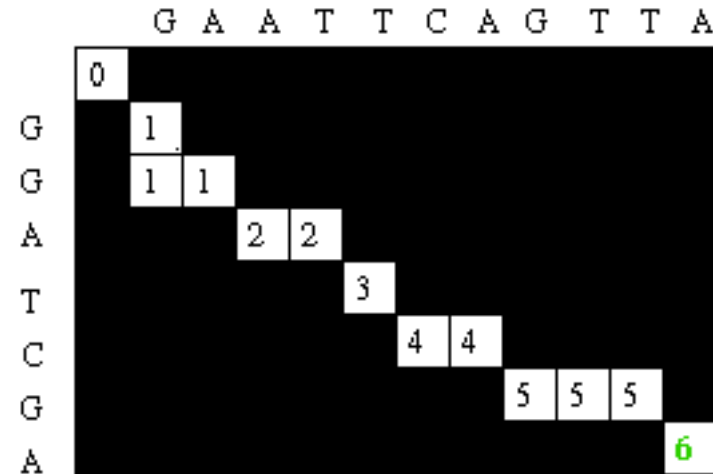
- **Mapping** determines a "seed" position where the read shares a subsequence with the reference. But, is this the best match?
- **Alignment** starts with the seed and determines how the read is best aligned on a base-by-base basis around the seed.

Seed→**Alignment score**→**Mapping quality**

Alignment

- Dynamic programming algorithm (Smith-Waterman | Needleman-Wunsch)

	G	A	A	T	T	C	A	G	T	T	A
G	0	0	0	0	0	0	0	0	0	0	0
G	0	1	1	1	1	1	1	1	1	1	1
A	0	1	1	2	2	2	2	2	2	2	3
T	0	1	2	2	3	3	3	3	3	3	3
C	0	1	2	2	3	3	4	4	4	4	4
G	0	1	2	2	3	3	4	4	5	5	5
A	0	1	2	3	3	3	4	5	5	5	6



G _ A A T T C A G T T A
 | | | | | | | | | |
 G G _ A _ T C _ G _ _ A

- Various scoring schemes possible... (next slide)

Alignment Score

- Dynamic programming algorithm (Smith-Waterman | Needleman-Wunsch)

- **Alignment score** = Σ

- match reward
- base mismatch penalty
- gap open penalty
- gap extension penalty
- rewards and penalties may be adjusted for quality scores of bases involved

Reference sequence

ATTTGCGATCGGATGAAGACGAA

|||||

ATTTGCGATCGGATGTTGACTTT

ATTTGCGATCGGATGAAGACG..AA

||||| ||| XX ||| XXX ||

ATTTGCGATCGGATGTTGACTTTAA

- **Important: Local** versus **global** modes

Mapping Quality

Mapping quality – what is the probability that the read is correctly mapped to this location in the reference genome?

Read 1

Read 2

ATCGGGAGATCC

or

ATCGGGAGATCC

GCGTAGTCTGCC

|||||

|||||

|| ||| |||

...TAATCGGGAGATCCGC...TTATCGGGAGATCCGC... ..TAGCCTAGTGTGCCGC...

Reference Sequence

High **alignment** score \neq high **mapping** quality.

Phred score: $P(\text{mismapped}) = 10^{-MQ/10}$

Types of DNA fragment libraries

single-end



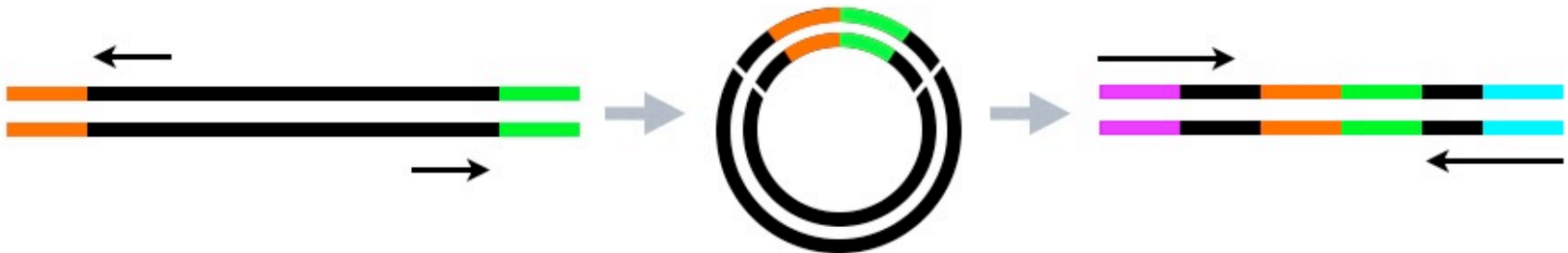
independent reads

paired-end



two inwardly oriented reads separated by ~200 nt

mate-paired



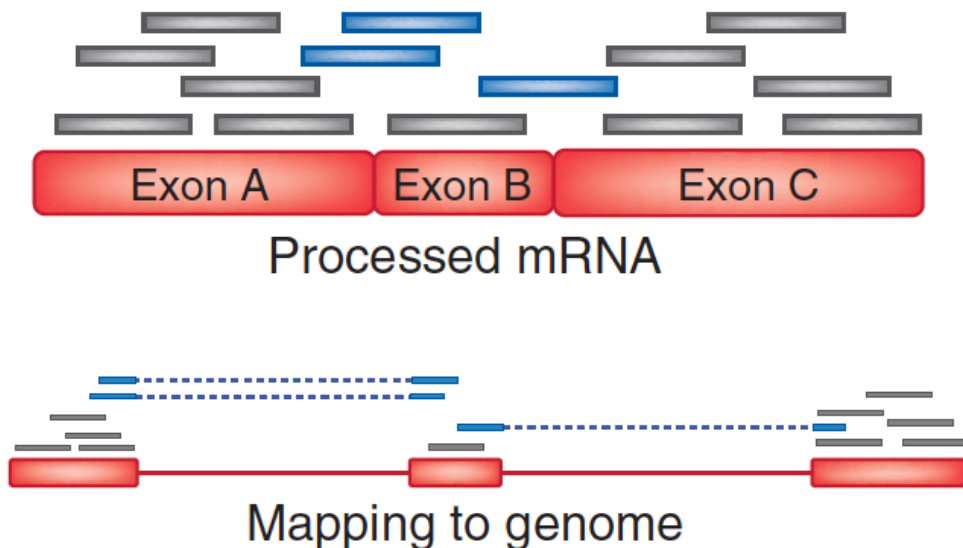
two outwardly oriented reads separated by ~3000 nt

Paired-end mapping (PEM)

- There is an expected insert size distribution based on the DNA fragment library.
- Mapping one read anchors the paired read to a specific location, even if the second read alone maps multiple places equally.
- Only one read in a pair might be mappable. (**singleton/orphan**)
- Both reads can map with an unexpected insert size or orientation (**discordant pair**)

Split-read alignment (SRA)

- Useful for predicting structural variants (or splice variants in RNA-seq, as pictured).
- Not many mappers do this directly, usually happens in a post-processing pipeline step.

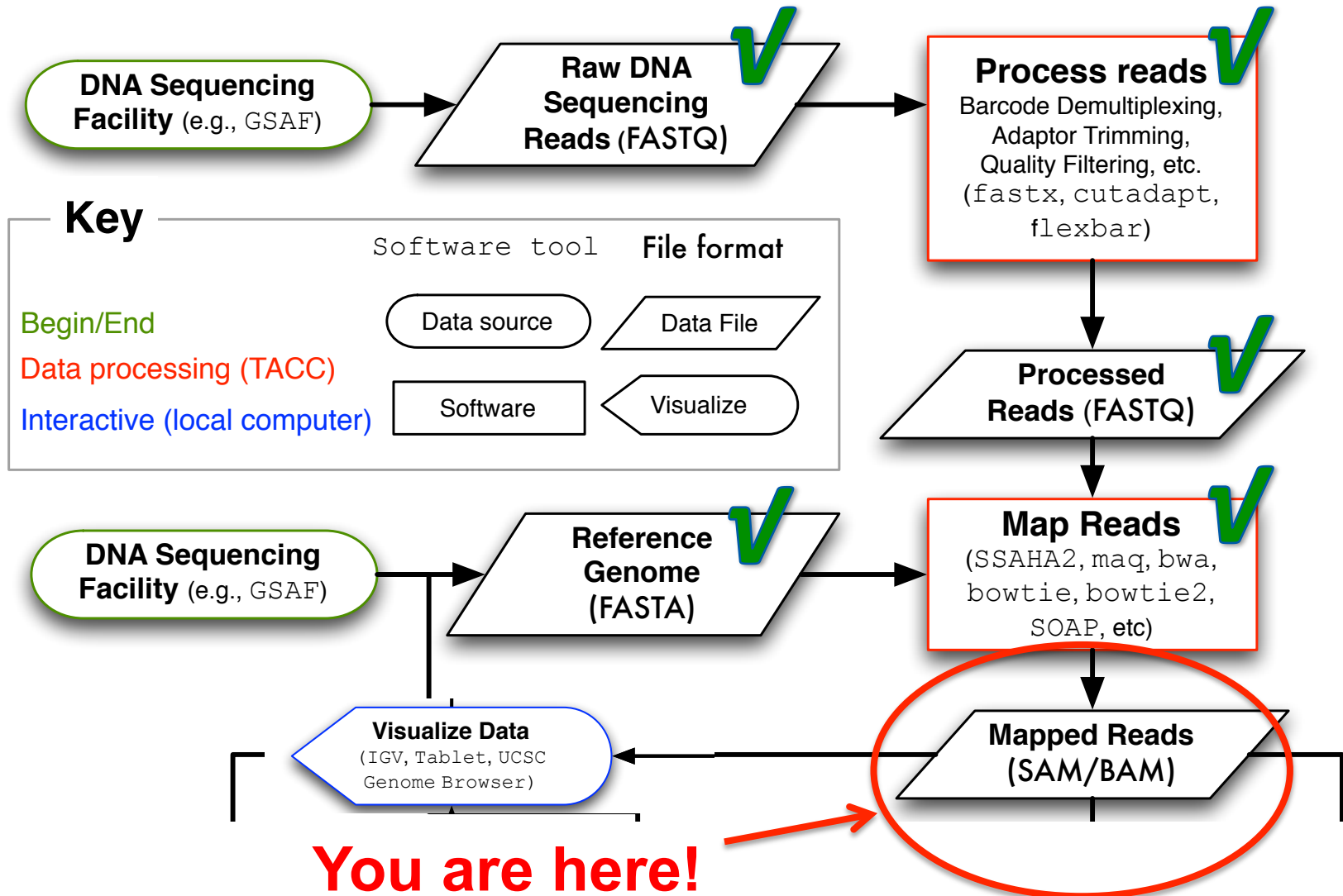


Trapnell, C. & Salzberg, S. L. How to map billions of short reads onto genomes. *Nature Biotech.* **27**, 455–457 (2009).

Read alignment software

- You may see these aligners commonly used in published workflows:
 - SSAHA2, maq, SHRiMP, BWA, bowtie, SOAP2
 - Available as TACC modules or easy to install
- Generally, we recommend using [bowtie2](#)
 - Best combination of speed and flexibility
 - Well documented and still actively developed
- Running nearly all aligners follows a very similar procedure: 1) build index 2) align

Output: Mapped Reads



SAM File Format

- Community flat file/database format that describes how reads align to a reference (and can also include unmapped reads).
- Can tag reads as being from different instrument runs / technologies / samples.
- Going forward you use the reference file and the SAM/BAM, no longer need the FASTQ.
- Tab delimited with fixed columns followed by arbitrary user-extendable key:data values.

SAM File Format

Two example SAM lines:

```
SRR030257.264529    99  NC_012967    1521    29  34M2S    =    1564    79
CTGGCCATTATCTCGGTGGTAGGACATGGCATGCC
AAAAAA;AA;AAAAAA??A%.;?&'3735',()0*,
XT:A:M NM:i:3 SM:i:29 AM:i:29 XM:i:3 XO:i:0 XG:i:0 MD:Z:23T0G4T4

SRR030257.2669090  147 NC_012967    1521    60  36M      =    1458   -99
CTGGCCATTATCTCGGTGGTAGGTGATGGTATGCGC
<<9:<<AAAAAAAAAAAAAAAAAAAAAAAAAAAAAAAA
XT:A:U NM:i:0 SM:i:37 AM:i:37 X0:i:1 X1:i:0 XM:i:0 XO:i:0 XG:i:0 MD:Z:36
```

SAM File Format

SAM fixed fields:

<http://samtools.sourceforge.net/>

Col	Field	Type	Regexp/Range	Brief description
1	QNAME	String	[!-?A-~]{1,255}	Query template NAME
2	FLAG	Int	[0,2 ¹⁶ -1]	bitwise FLAG
3	RNAME	String	* [!-()+-<>-~] [!-~]*	Reference sequence NAME
4	POS	Int	[0,2 ²⁹ -1]	1-based leftmost mapping POSition
5	MAPQ	Int	[0,2 ⁸ -1]	MAPping Quality
6	CIGAR	String	* ([0-9]+[MIDNSHPX=])+	CIGAR string
7	RNEXT	String	* = [!-()+-<>-~] [!-~]*	Ref. name of the mate/next segment
8	PNEXT	Int	[0,2 ²⁹ -1]	Position of the mate/next segment
9	TLEN	Int	[-2 ²⁹ +1,2 ²⁹ -1]	observed Template LENgth
10	SEQ	String	* [A-Za-z=.]+	segment SEQUENCE
11	QUAL	String	[!-~]+	ASCII of Phred-scaled base QUALity+33

```
SRR030257.264529    99  NC_012967    1521    29  34M2S    =    1564
79  CTGGCCATTATCTCGGTGGTAGGACATGGCATGCC
AAAAAA;AA;AAAAAA??A%.;?&'3735',()0*,
XT:A:M NM:i:3 SM:i:29 AM:i:29 XM:i:3 XO:i:0 XG:i:0 MD:Z:23T0G4T4
```

Sometimes a CIGAR is a just a way of describing how a read is aligned...

Ref CTGGCCATTATCTC--GGTGGTAGGACATGGCATGCCC
Read aaATGTCGCGGTG.TAGGAggatcc



2S5M2I4M1D4M6S

Op	BAM	Description
M	0	alignment match (can be a sequence match or mismatch)
I	1	insertion to the reference
D	2	deletion from the reference
* N	3	skipped region from the reference
S	4	soft clipping (clipped sequences present in SEQ)
* H	5	hard clipping (clipped sequences NOT present in SEQ)
* P	6	padding (silent deletion from padded reference)
* =	7	sequence match
* X	8	sequence mismatch

Note: indels relative to reference

*Rarer / newer

CIGAR = "Concise Idiosyncratic Gapped Alignment Report"

BAM format

- "Human readable" text (SAM) and GZIP compressed binary (BAM) versions.
- BAM files can be **sorted** and **indexed**, so that all reads mapped to a given window of the reference genome can be retrieved rapidly (for display or processing).
- **SAMtools package** can calculate stats and perform basic genome variant calling.
(available via a module on TACC)

Step: Evaluate Mapped Reads

