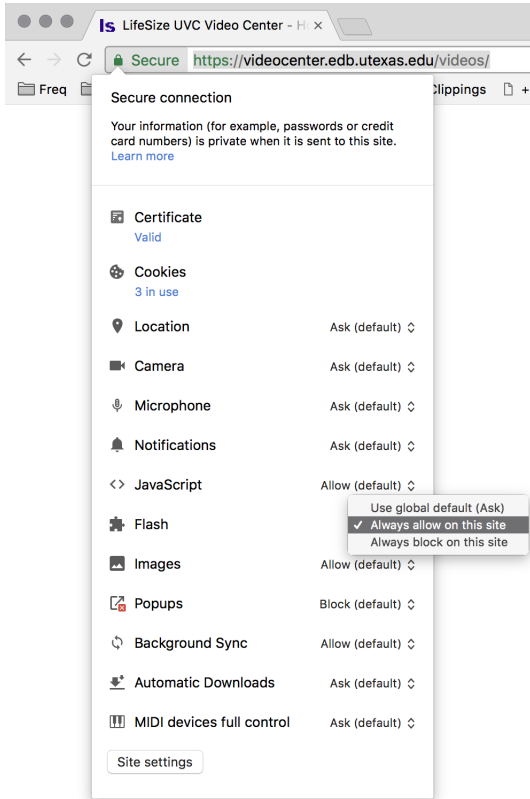


Manually Allowing Flash On Specific Sites

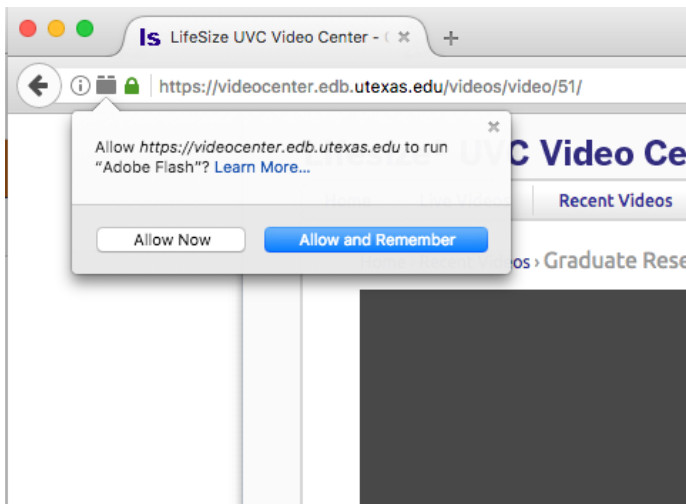
Google Chrome

When browsing a site in Google Chrome that you know needs Adobe Flash but Chrome isn't prompting you to allow it, you can manually allow it by clicking on the lock icon by the web address and choosing "Always allow on this site."



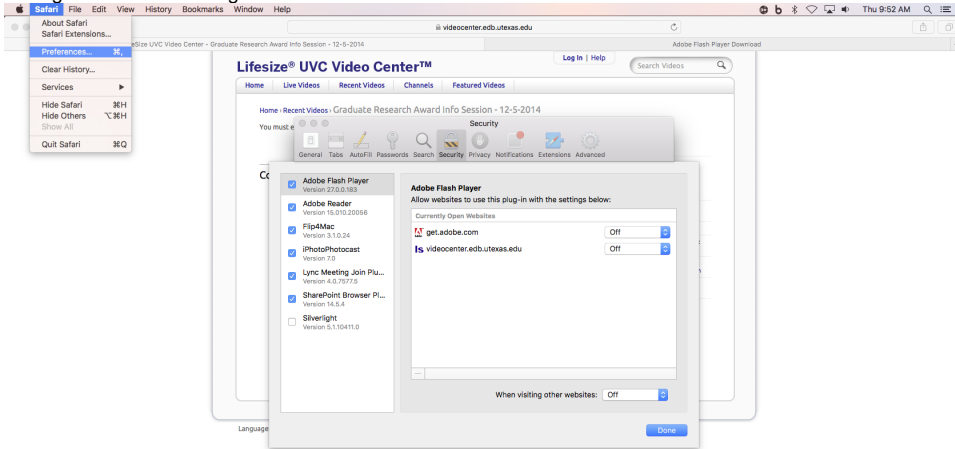
Firefox

Click on the lego block on the top left corner and click on allow and remember



Safari

1. Check and see if Flash is enable on Safari by clicking on Safari>Preferences>Security>Plug-in Settings and clicking on the checkmark next to Flash
2. Change the "When visiting other websites" selection to "Ask"



3. Close the Preferences windows and refresh the current page
4. A new window should pop up. Click on "Trust"

