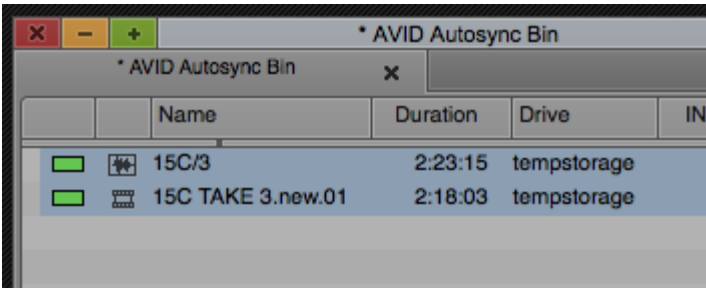


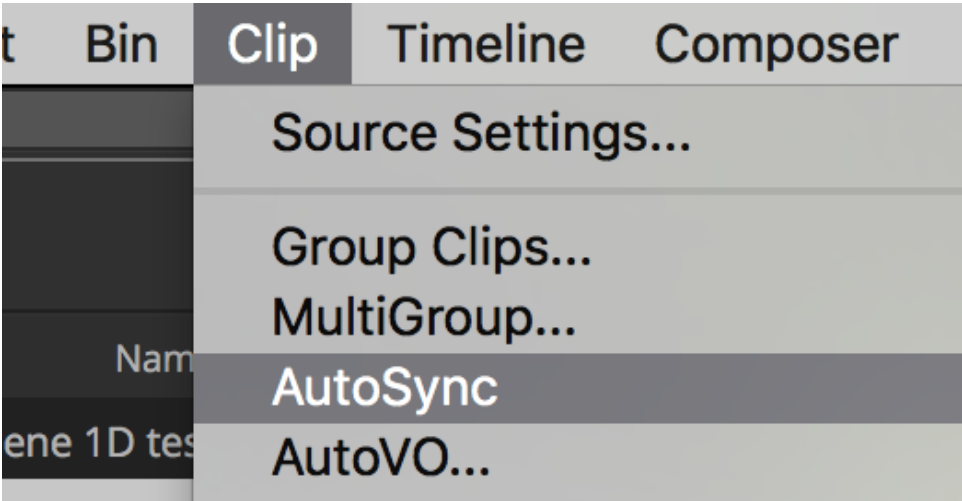
# AVID - Using Audio Waveforms to Sync Double System Audio

<div>First import your audio into AVID</div> <div>We don't recommend transcoding audio</div>	<div>Audio importing -</div> <div>AVID - How to Import Audio Files Into AVID Project</div>																																																								
<div>Put your audio files in one bin and the video files in another bin</div> <div>Image files</div> <div>Label the files by scene and take #</div>	<div><div><div><div><div></div><div></div><div></div></div><div></div><div></div></div><div>Image</div><div><div><div></div><div></div><div></div></div><div></div><div></div></div><table><thead><tr><th></th><th></th><th>Name</th><th>Creation Date</th><th>Duration</th><th>Drive</th></tr></thead><tbody><tr><td></td><td></td><td>15D TAKE1.new.01</td><td>3/31/16 2:03:04 PM</td><td>1:39:03</td><td>tempstc</td></tr><tr><td></td><td></td><td>14A take 1.new.01</td><td>3/31/16 1:57:33 PM</td><td>54:11</td><td>tempstc</td></tr><tr><td></td><td></td><td>14B TAKE 2.new.01</td><td>3/31/16 1:55:48 PM</td><td>43:06</td><td>tempstc</td></tr><tr><td></td><td></td><td>14B TAKE 3.new.01</td><td>3/31/16 1:54:17 PM</td><td>48:23</td><td>tempstc</td></tr><tr><td></td><td></td><td>15 C TAKE 1.new.01</td><td>3/31/16 1:58:05 PM</td><td>1:57:22</td><td>tempstc</td></tr><tr><td></td><td></td><td>15 C TAKE 2.new.01</td><td>3/31/16 1:54:46 PM</td><td>1:46:19</td><td>tempstc</td></tr><tr><td></td><td></td><td>15C TAKE 3.new.01</td><td>3/31/16 1:56:14 PM</td><td>2:18:03</td><td>tempstc</td></tr></tbody></table></div></div>			Name	Creation Date	Duration	Drive			15D TAKE1.new.01	3/31/16 2:03:04 PM	1:39:03	tempstc			14A take 1.new.01	3/31/16 1:57:33 PM	54:11	tempstc			14B TAKE 2.new.01	3/31/16 1:55:48 PM	43:06	tempstc			14B TAKE 3.new.01	3/31/16 1:54:17 PM	48:23	tempstc			15 C TAKE 1.new.01	3/31/16 1:58:05 PM	1:57:22	tempstc			15 C TAKE 2.new.01	3/31/16 1:54:46 PM	1:46:19	tempstc			15C TAKE 3.new.01	3/31/16 1:56:14 PM	2:18:03	tempstc								
		Name	Creation Date	Duration	Drive																																																				
		15D TAKE1.new.01	3/31/16 2:03:04 PM	1:39:03	tempstc																																																				
		14A take 1.new.01	3/31/16 1:57:33 PM	54:11	tempstc																																																				
		14B TAKE 2.new.01	3/31/16 1:55:48 PM	43:06	tempstc																																																				
		14B TAKE 3.new.01	3/31/16 1:54:17 PM	48:23	tempstc																																																				
		15 C TAKE 1.new.01	3/31/16 1:58:05 PM	1:57:22	tempstc																																																				
		15 C TAKE 2.new.01	3/31/16 1:54:46 PM	1:46:19	tempstc																																																				
		15C TAKE 3.new.01	3/31/16 1:56:14 PM	2:18:03	tempstc																																																				
<div>Audio Files</div> <div>Label the files by scene and take #</div>	<div><div><div><div><div></div><div></div><div></div></div><div></div><div></div></div><div>Sound</div><div><div><div></div><div></div><div></div></div><div></div><div></div></div><table><thead><tr><th></th><th></th><th>Name</th><th>Creation Date</th><th>Duration</th><th>Drive</th><th>IN</th></tr></thead><tbody><tr><td></td><td></td><td>14B/3</td><td>3/31/16 1:39:57 PM</td><td>54:23</td><td>tempstorage</td><td></td></tr><tr><td></td><td></td><td>15D/1</td><td>3/31/16 1:40:01 PM</td><td>2:32:23</td><td>tempstorage</td><td></td></tr><tr><td></td><td></td><td>15C/3</td><td>3/31/16 1:40:01 PM</td><td>2:23:15</td><td>tempstorage</td><td></td></tr><tr><td></td><td></td><td>15C/2</td><td>3/31/16 1:40:00 PM</td><td>1:55:06</td><td>tempstorage</td><td></td></tr><tr><td></td><td></td><td>14B/2</td><td>3/31/16 1:39:57 PM</td><td>52:07</td><td>tempstorage</td><td></td></tr><tr><td></td><td></td><td>14A/1</td><td>3/31/16 1:39:53 PM</td><td>1:04:16</td><td>tempstorage</td><td></td></tr><tr><td></td><td></td><td>15C/1</td><td>3/31/16 1:40:00 PM</td><td>2:05:03</td><td>tempstorage</td><td></td></tr></tbody></table></div></div>			Name	Creation Date	Duration	Drive	IN			14B/3	3/31/16 1:39:57 PM	54:23	tempstorage				15D/1	3/31/16 1:40:01 PM	2:32:23	tempstorage				15C/3	3/31/16 1:40:01 PM	2:23:15	tempstorage				15C/2	3/31/16 1:40:00 PM	1:55:06	tempstorage				14B/2	3/31/16 1:39:57 PM	52:07	tempstorage				14A/1	3/31/16 1:39:53 PM	1:04:16	tempstorage				15C/1	3/31/16 1:40:00 PM	2:05:03	tempstorage	
		Name	Creation Date	Duration	Drive	IN																																																			
		14B/3	3/31/16 1:39:57 PM	54:23	tempstorage																																																				
		15D/1	3/31/16 1:40:01 PM	2:32:23	tempstorage																																																				
		15C/3	3/31/16 1:40:01 PM	2:23:15	tempstorage																																																				
		15C/2	3/31/16 1:40:00 PM	1:55:06	tempstorage																																																				
		14B/2	3/31/16 1:39:57 PM	52:07	tempstorage																																																				
		14A/1	3/31/16 1:39:53 PM	1:04:16	tempstorage																																																				
		15C/1	3/31/16 1:40:00 PM	2:05:03	tempstorage																																																				
<div>Once the image and sound files are in the AVID Project you need to sync the audio and video files.</div> <div>Make another bin called AutoSync</div>	<div><div><div><div><div></div><div></div><div></div></div><div></div><div></div></div><div>AVID Autosync Bin</div><div><div><div></div><div></div><div></div></div><div></div><div></div></div><table><thead><tr><th></th><th></th><th>Name</th><th>Duration</th><th>Drive</th><th>IN-OUT</th><th>Mark</th></tr></thead><tbody></tbody></table></div></div>			Name	Duration	Drive	IN-OUT	Mark																																																	
		Name	Duration	Drive	IN-OUT	Mark																																																			
<div>Alt/Option drag the matching image and sound clips to the AutoSync bin</div>	<div><div><div><div><div></div><div></div><div></div></div><div></div><div></div></div><div>* AVID Autosync Bin</div><div><div><div></div><div></div><div></div></div><div></div><div></div></div><table><thead><tr><th></th><th></th><th>Name</th><th>Duration</th><th>Drive</th></tr></thead><tbody><tr><td></td><td></td><td>15C/3</td><td>2:23:15</td><td>tempstorage</td></tr><tr><td></td><td></td><td>15C TAKE 3.new.01</td><td>2:18:03</td><td>tempstorage</td></tr></tbody></table></div></div>			Name	Duration	Drive			15C/3	2:23:15	tempstorage			15C TAKE 3.new.01	2:18:03	tempstorage																																									
		Name	Duration	Drive																																																					
		15C/3	2:23:15	tempstorage																																																					
		15C TAKE 3.new.01	2:18:03	tempstorage																																																					

Select them both



Choose >Clip>AutoSync



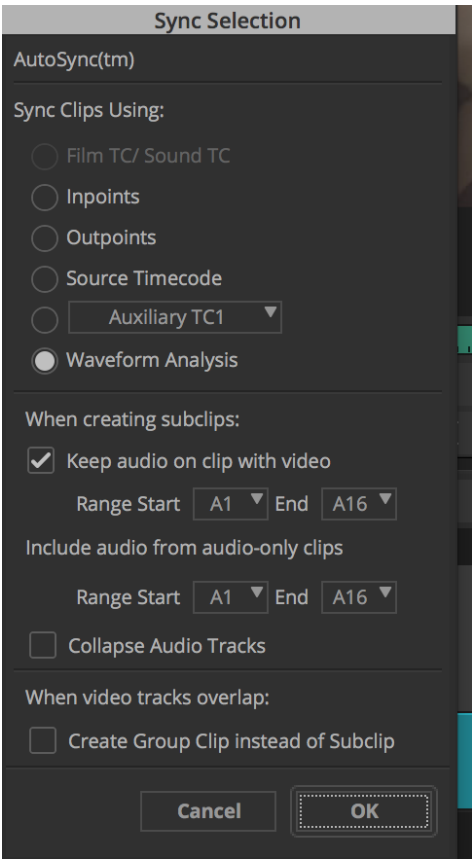
Choose Waveform Analysis

Choose to Keep Audio on Clip with Video

Choose range of A1 through A16 to keep all the audio on the clip

Also Include Audio from audio only clips A1 through A16 to keep all the audio on the clip

Click OK



The synced sub clip will appear in your bin use this to edit with.

This subclip will have all the audio from the audio recorder as well as the Camera Video file

