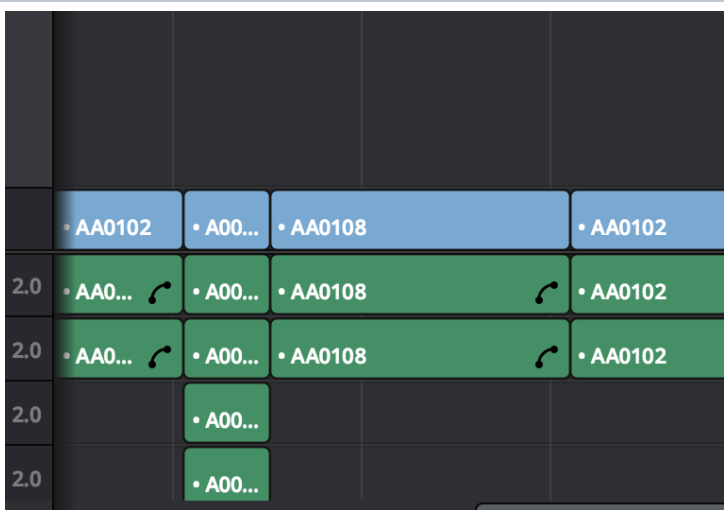


DaVinci Resolve - How to Fix a Resolve Project that Won't Round-Trip Back Into AVID

This is a fix for projects that need to be imported back into AVID after Color Correction but there has been a change or "Edit" in Resolve

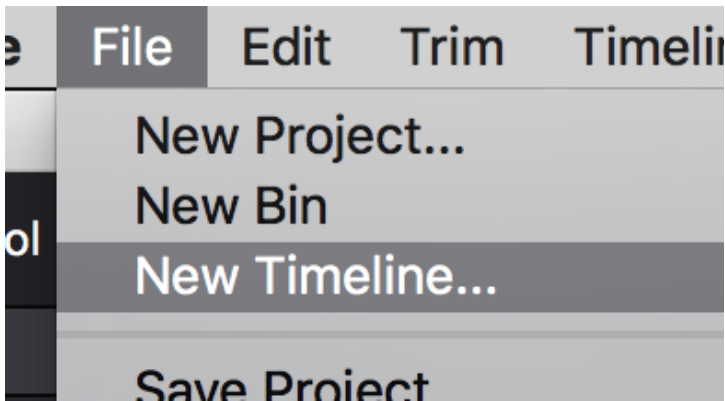
If the timeline is not opening up in AVID after an .aaf export out of Davinci Resolve

the fix is to make a copy of the timeline and re-export



Make a new timeline in Resolve

>File >New Timeline



Title the timeline and select the number of video tracks and audio if any?

Click Create

New Timeline

Start Timecode 01:00:00:00

Timeline Name My Revised Edit From Resolve

No. of Video Tracks 1

No. of Audio Tracks 1

Audio Track Type Stereo

☒ Empty Timeline

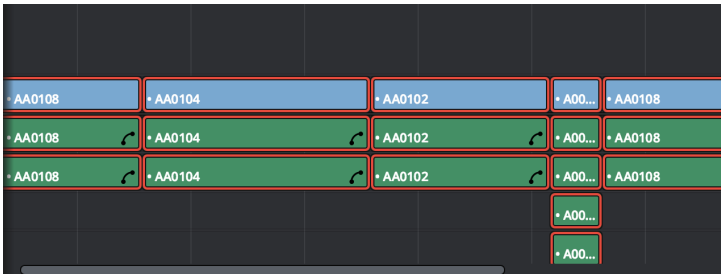
☐ Use Selected Mark In/Out

Cancel

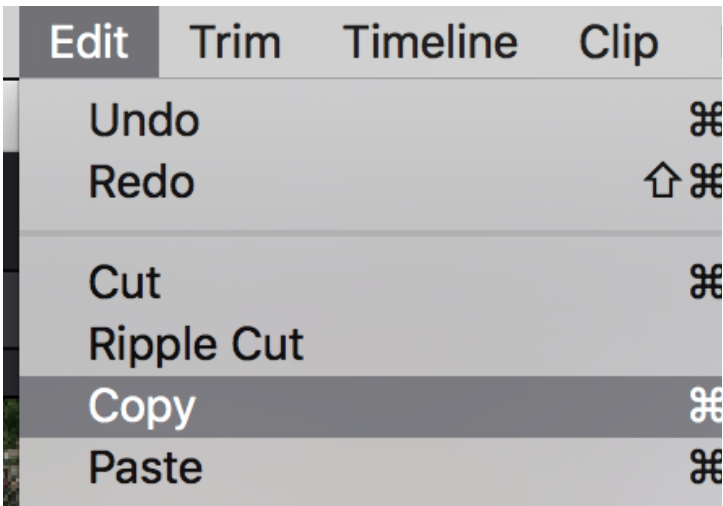
Create

Load the finished timeline that you already color corrected/exported then select all the clips by click "Command A"

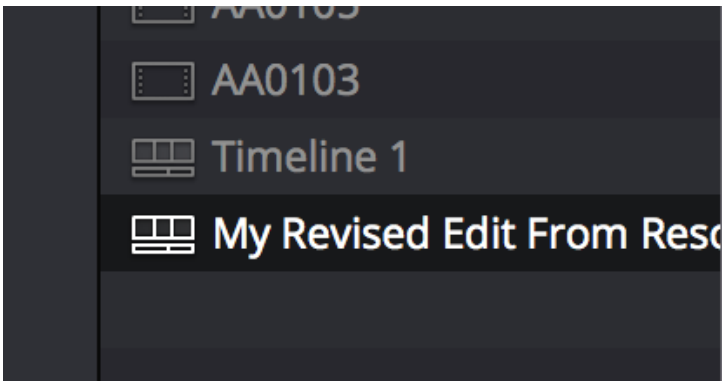
Edit	Trim	Timeline	Clip	Mar
Undo				⌘Z
Redo				⇧⌘Z
Cut				⌘X
Ripple Cut				
Copy				⌘C
Paste				⌘V
Paste Insert				
Paste Attributes...				⇧⌘V
Delete Selected				⌘⌫
Ripple Delete				⇧⌘⌫
Select All				⌘A
Deselect All				⇧⌘A



Then copy the clips by selecting "Command C" or Edit>Copy



Load the newly created timeline by double clicking it in the



Then paste the clips you copied from the original timeline

