

# Apple Disk Utility How To Format a Hard Drive Dual Format

*Note: we don't recommend formatting the hard drive for dual format for editing projects!! Do this workflow at your own risk!*

If you use this workflow make sure you have a backup hard drive because the likelihood your hard drive will crash is very high!!

Connect your drive to the Mac computer

Once connected open up the Utilities folder.

>Go>Utilities

Go

Window

Help

Back

Forward

Enclosing Folder in New Window

All My Files

Documents

Desktop

Downloads

Home

Computer

AirDrop

Network

iCloud Drive

Applications

Utilities

Open Disk Utility

Digital Color Meter

Directory Utility

Disk Utility

Grab

Select the drive you want to dual format and click on "Partition"

Disk Utility

First Aid

Partition

Erase

Restore

Mount

Info

Internal

APPLE SSD S...

Macintosh HD

SK Storage

External

WD Ext HDD 1021...

Untitled

WD Ext HDD 1021 Media

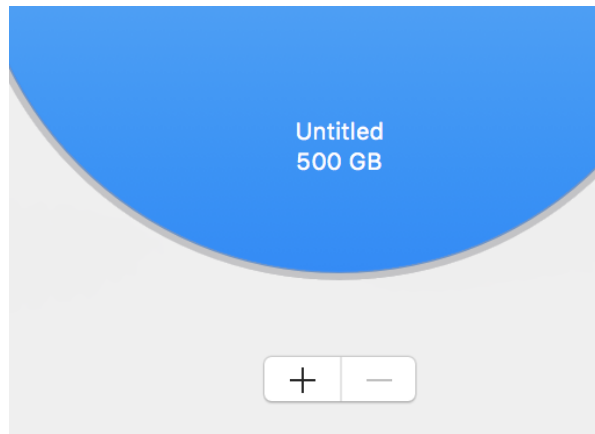
500.11 GB USB External Physical Disk

Untitled

499.76 GB

Location:	External	Capacity:	500.11 GB
Connection:	USB	Child count:	2
Partition Map:	GUID Partition Map	Type:	Disk
S.M.A.R.T. status:	Not Supported	Device:	disk2

Click on the "+" button to add a partition.

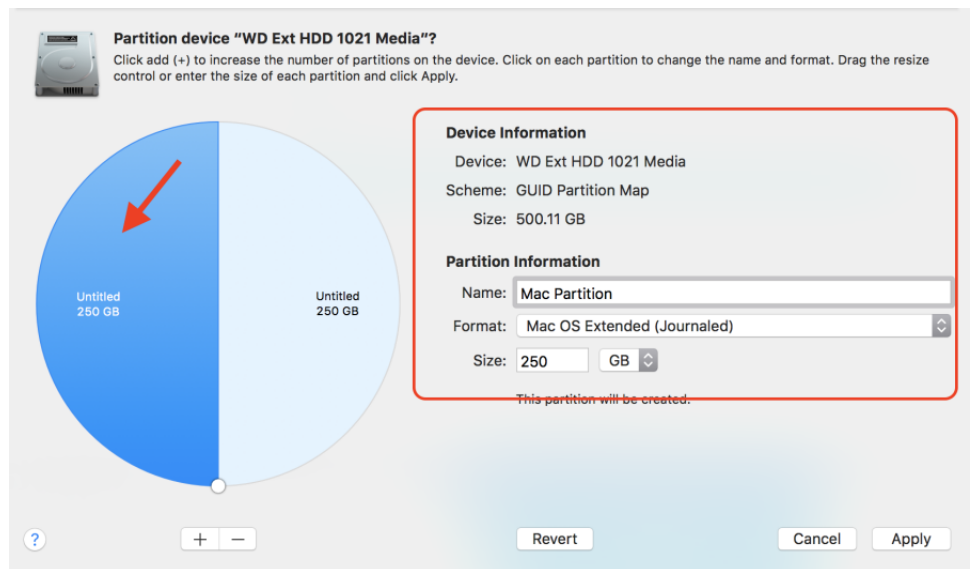


Click on one side and set the following:

Partition Information

Name – Mac or whatever you want

Format – Mac OS Extended (Journaled)

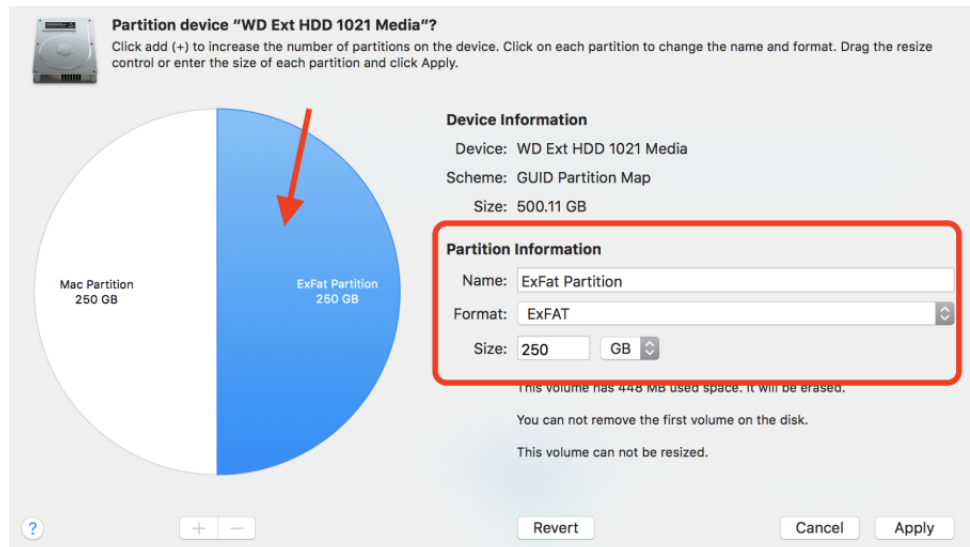


Click the other side and enter in the following:

Name – ExFat whatever you want

Format – ExFAT

Click on Apply



Then Click on Partition



**Partition device “WD Ext HDD 1021 Media”?**

Partitioning this device will delete the data stored on some of the partitions, and cannot be undone.

This partition will be added:

“Mac”

This partition will be erased:

“ExFAT”

This partition will be resized:

“ExFAT”

Cancel

Partition

The applying changes updated menu



**Applying changes to “WD Ext HDD 1021 Media”**

Checking extended attributes file.

▼ Hide Details

Running operation 1 of 3...  
Verifying the disk  
Verifying file system.  
Checking Journaled HFS Plus volume.  
Checking extents overflow file.  
Checking catalog file.  
Checking multi-linked files.  
Checking catalog hierarchy.  
Checking extended attributes file.

The drive will show up in two partitions  
ExFAT and Mac

Disk Utility

First Aid Partition Erase Restore Mount Info

Internal

- APPLE SSD SM10...
- Macintosh HD
- SK Storage

External

- WD Ext HDD 1...
  - EXFAT
  - Mac

**WD Ext HDD 1021 Media**  
500.11 GB USB External Physical Disk

Progress bar showing two partitions: EXFAT (249.88 GB) and Mac (249.75 GB).

Location:	External	Capacity:	500.11 GB
Connection:	USB	Child count:	3
Partition Map:	GUID Partition Map	Type:	Disk
S.M.A.R.T. status:	Not Supported	Device:	disk2