

AVID - Media Composer - How to License the 30 day trial

<p>G o to thi s e m ail ad dr es s to ac ce ss av id. com fr ee tri al</p>	<p>https://my.avid.com/get/media-composer-ultimate-trial</p>
<p>M os t of yo u do n't ha ve an av id. co m ac co unt</p> <p>S o Cr ea te a N e w A cc ou nt</p>	<div><h2>Get Your Free Trial Download. Step 1 of 3.</h2><h3>Create or sign in to your accounts: Avid Master Account</h3><p>Your Avid Master Account gives you access to software downloads, in-app purchases, support, community forums, and more across Avid sites. You must use a valid email address that you own.</p><p>Make sure your computer meets the minimum system requirements before you begin.</p><div><div>Create an account</div><div>Sign In</div></div></div>

Y
ou
ca
n
re
ad
th
e
mi
ni
m
u
m
sy
st
e
m
re
qu
ire
m
en
ts
bu
t
yo
u
ca
n
ge
t
by
wi
th
8
gi
gs
of
R
A
M
an
d
an
i5
pr
oc
es
so
r
fo
r
co
ur
se
w
ork

Ju
st
an
F
YI
!!

Put the info required to create an account

you begin.

Create an account

S

Susanne


Kraft

United States

Download link to be emailed to:

kraftsu@utexas.edu

.....|

 I'm not a robot



By creating an Avid Master Account you consent to processing of your personal data in keeping with it further agree to the [Avid EULA](#) and [Terms and Con](#)

Submit

Email me my download link

Get Your Free Trial Download. Step 2 of 3.

Help us provide you with the right resources:

Media Composer

Other(s),

EDU

Feature Film,

☐ I'm currently a student

We use personal information collected on this page in accordance with our [Privacy Policy](#).

Email my download links

Email to be sent to: kraftsu@utexas.edu

*Required answers

Get Your Free Trial Download. Step 3 of 3.

Check your email for your download links and resources to get you started!

We sent the email to you at kraftsu@utexas.edu.

Didn't get our email? Please check your junk/spam folder and add the Avid.com domain to your safe sender's list.

Resend email

Please click "Yes" below to confirm your email opt-in, and then stick around to set up your

[illegible]

e
m
ail
pr
ef
er
en
ce
s.
Y
ou
m
us
t
co
nfi
r
m
yo
ur
e
m
ail
ad
dr
es
s
to
co
nti
nu
e
fut
ur
e
co
m
m
un
ic
ati
on
s.

Your Media Composer | Ultimate Trial Inbox x



Avid


Download and install your FREE TRIAL Test drive all features, then decide which version is right for you – Media Composer or Media Composer | Ultimate. Start yo



Avid <noreply@avid.com>
to me ▾

4:55

4:

 MEDIA COMPOSER | ULTIMATE

Download and install your FREE TRIAL

Test drive all features, then decide which version is right for you – Media Composer or Media Composer | Ultimate. Start your download by clicking the Mac or Windows button below. [Make sure to confirm system requirements.](#)

Mac (2.36 GB)

Windows (2.26 GB)

Resources to get you started:

You will also get a separate email that will have the download links to download the Windows or Mac Version of the software are

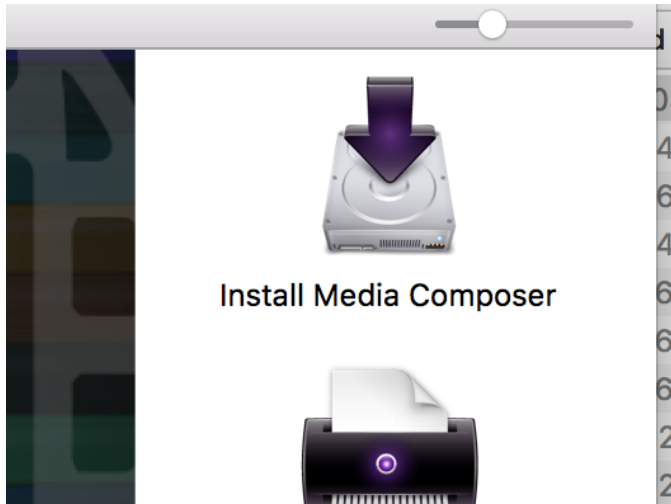
Choose the one you want to download for your particular Operating System

Double click on the downloaded .dmg for mac

Double click on the .zip file for windows



Mac choose the Install Media Composer



Click Agree on all the prompts and

Click Continue here

Leave the Enterprise Scripts unchecked


Install Media Composer

Custom Install on "Macintosh HD"

- Introduction
- License
- Destination Select
- **Installation Type**
- Installation
- Summary

Package Name	Action	Size
<input checked="" type="checkbox"/> Media Composer Editing Application		5.9 GB
<input checked="" type="checkbox"/> Client Cloud Service	Install	43.6 MB
<input checked="" type="checkbox"/> Avid Link	Install	280 MB
<input type="checkbox"/> Media Composer Enterprise Scripts	Skip	Zero KB

Space Required: 6.24 GB Remaining: 191.25 GB


 Go Back Continue

Y
ou
wi
ll
cli
ck
th
ro
ug
h
th
e
re
st
of
th
e
pr
o
m
pt
s
till
yo
u
ar
e
re
qu
ire
d
to
pu
t
an
ad
mi
n
pa
ss
w
or
d
in

en
te
r
yo
ur
ad
mi
n
pa
ss
w
or
d
to
be
gi
n
in
st
all
ati
on.

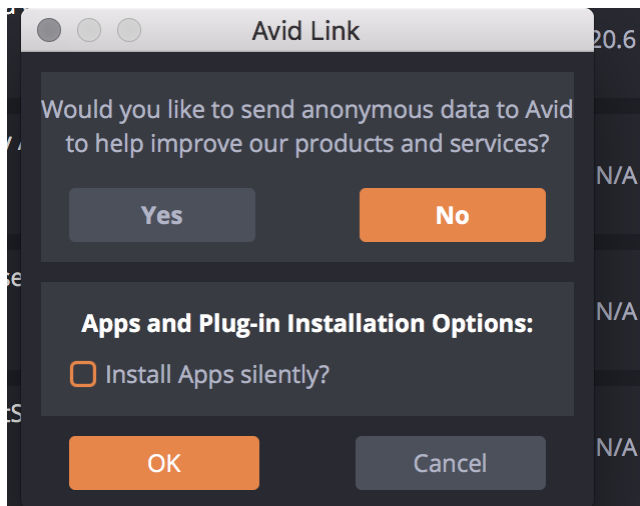
Next is how to activate AV ID

Open AVID Link - It's in the menu bar in the upper right side of the macOS pop menu bar



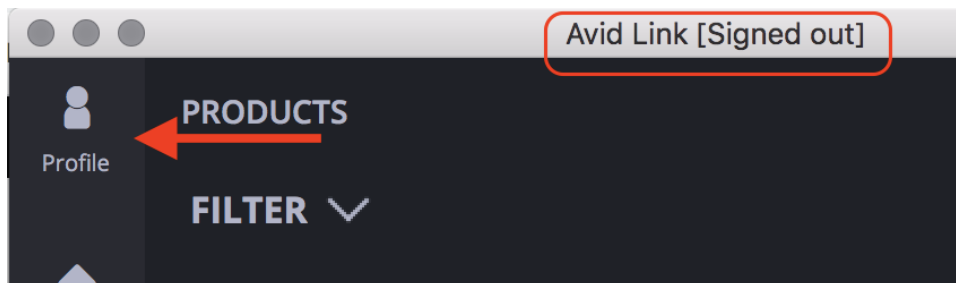
The
se
ar
e
op
tio
ns
th
at
yo
u
ca
n
ch
oo
se

Ju
st
hit
Y
es
an
d
O
K
or
N
o
an
d
C
an
ce
l
it'
s
up
to
you



Y
ou
ne
ed
to
si
gn
in

Cl
ic
k
on
th
e
Pr
ofi
le
ic
on








Put in your AVID master account info that you entered in earlier in this wiki when you signed up for your AVID account.

Sign In to your Avid Master Account

Sign In

[Forgot Password?](#)

[Create an account](#)



Show

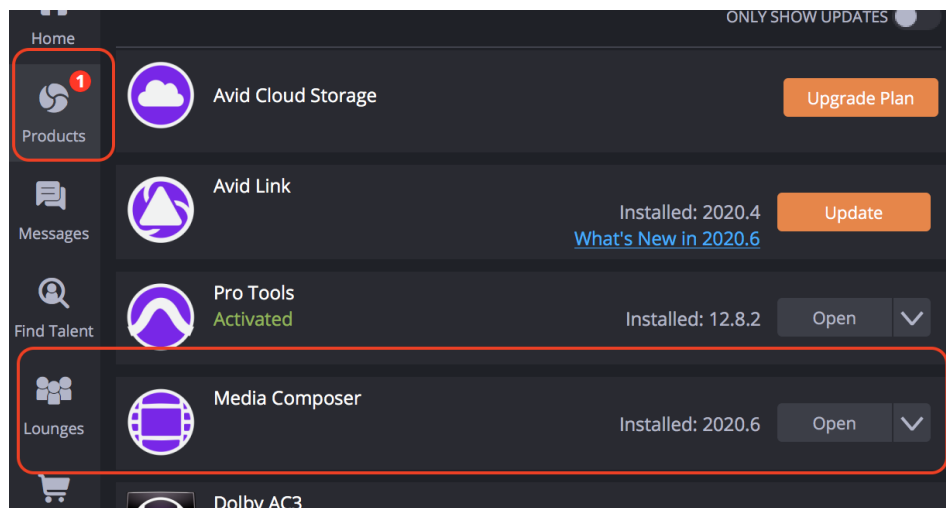
Hide

Go to MyAvid

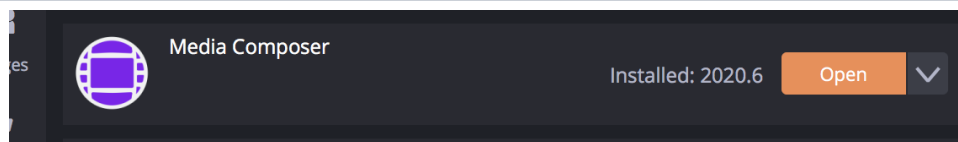
Sync Account

Redeem Product

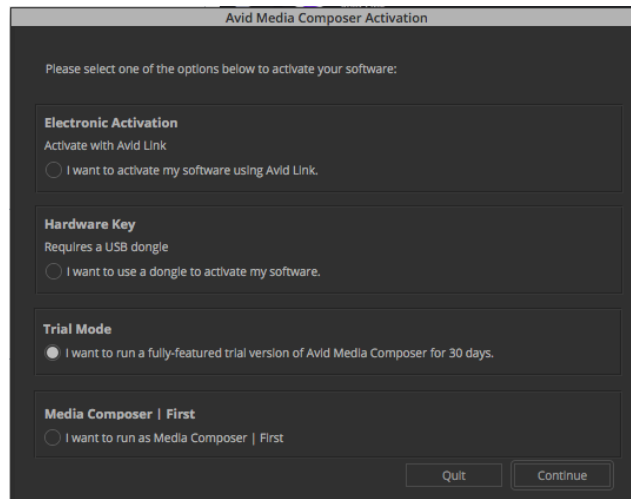
G
o
t
o
>
P
r
o
d
u
c
t
s
>
M
e
d
i
a
C
o
m
p
o
s
e
r



C
h
o
s
e
O
p
e
n



C
h
o
s
e
y
o
u
w
a
n
t
t
o
r
u
n
i
n
T
r
i
a
l
M
o
d
e



T
h
a
t
s
i
t
M
e
d
i
a
C
o
m
p
o
s
e
r
w
i
l
l
o
p
e
n
.