

# Garage Band - GarageBand - How to use a Zoom H4 Audio Recorder as a Microphone input

	Zoom H4 how to connect via USB to computer menus
Turn on the Zoom H4	

Press  
the  
MENU  
button to  
access  
the  
Menus

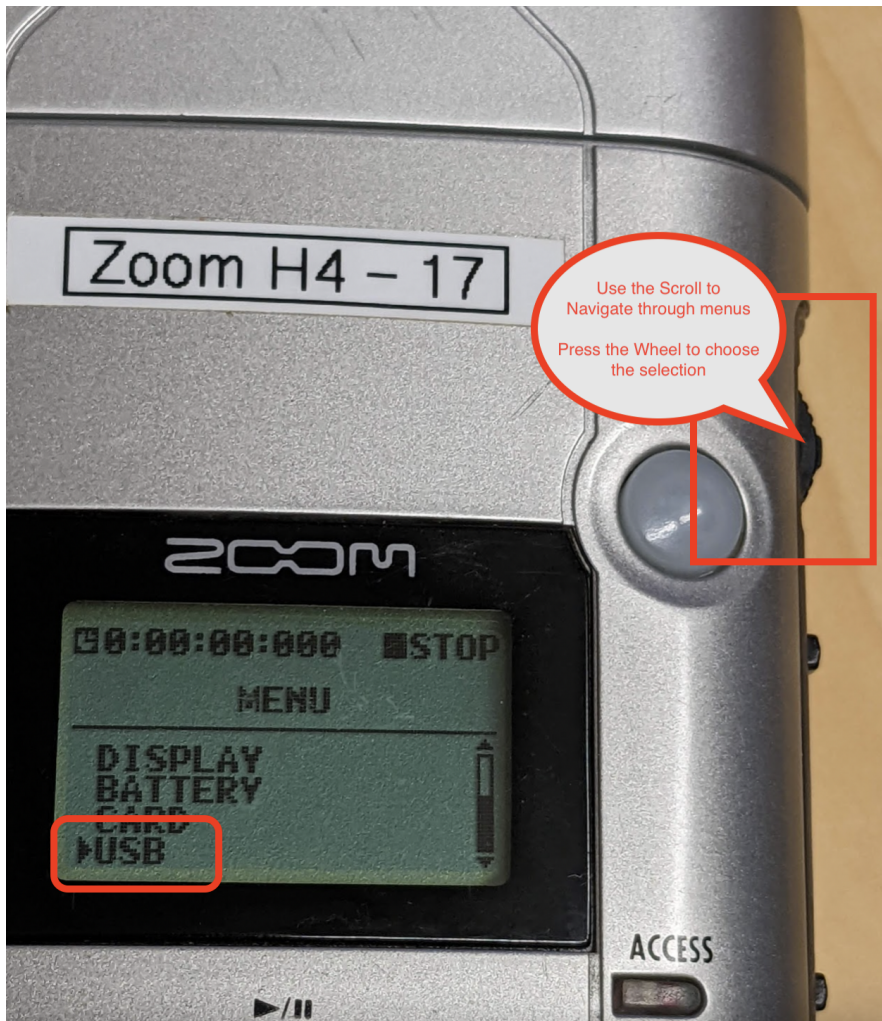


Click on  
Menu on  
the Side  
Scroll  
button

Use the  
Scroll to  
Navigate  
through  
menus

**PRESS**  
the  
Wheel  
to  
choose  
the  
selection

Scroll to  
**USB**  
**AND**  
**PRESS**  
**THE**  
**WHEEL**  
to select  
it



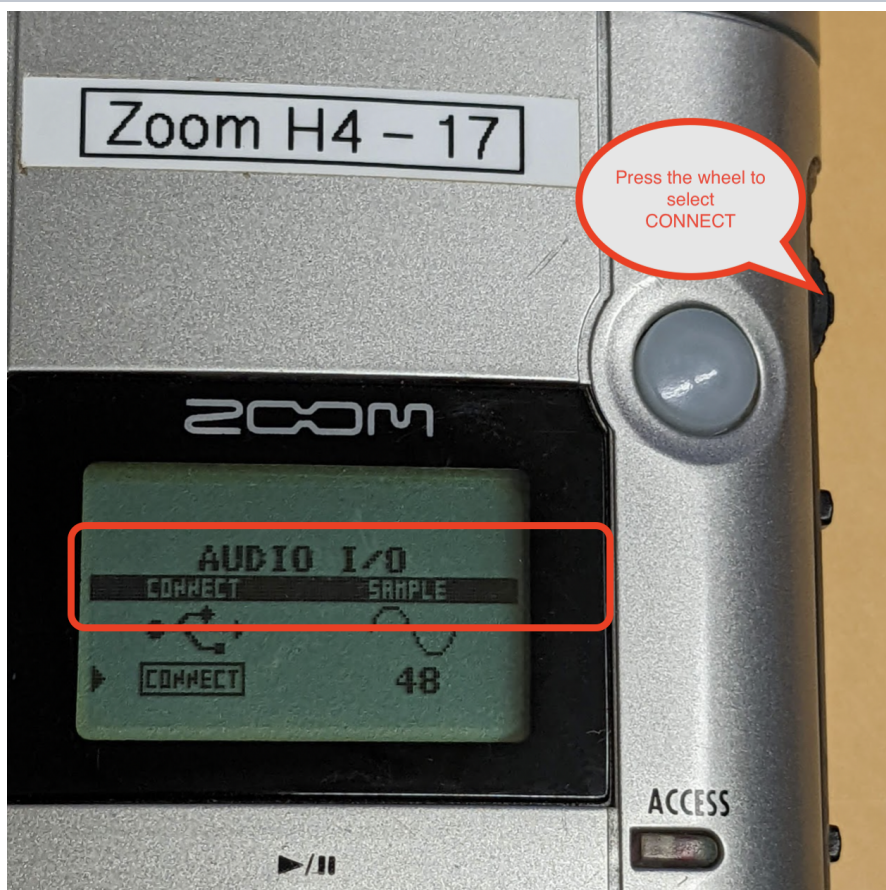
**PRESS**  
the  
wheel **T**  
**O**  
**SELECT**  
**AUDIO I**  
**O**





PRESS  
connect  
to  
connect  
to the  
computer

Press  
the  
wheel to  
select  
CONNE  
CT



Then  
plug in  
your  
type 1  
older  
USB  
mini  
cable to  
the H4  
and your  
computer






Connect the mic to the H4 if you want to use a mic to make a better quality recording



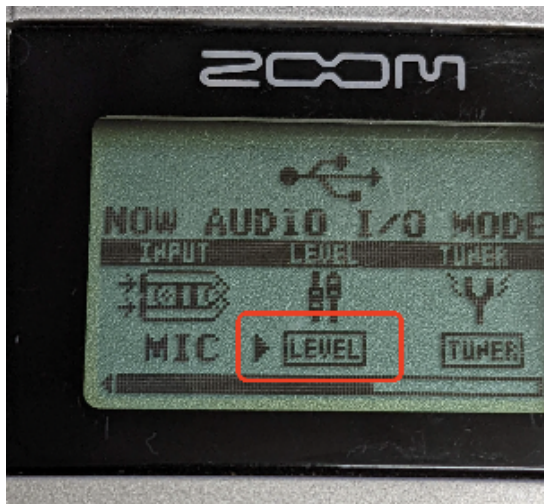
Use the scroll wheel on the side to change the input here to the XLR input you have the mic connected in this case it is Input 1



Or IN1


Next scroll over to "Level" to set output levels

PRESS The scroll wheel to select LEVEL



Press the scroll wheel again to select the "Mic Level"

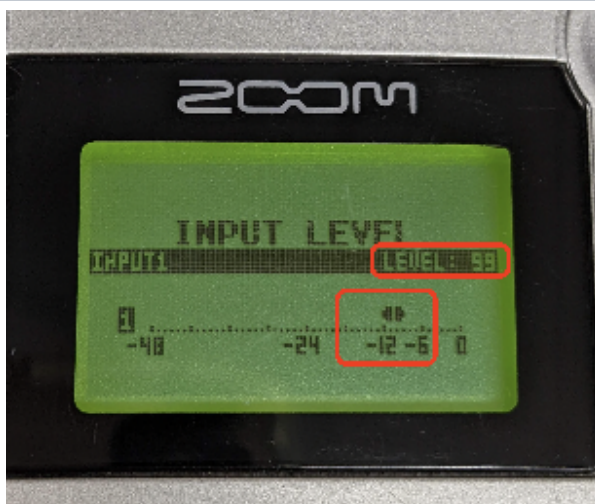
Then hold the scroll wheel down and press up to raise level and down to lower




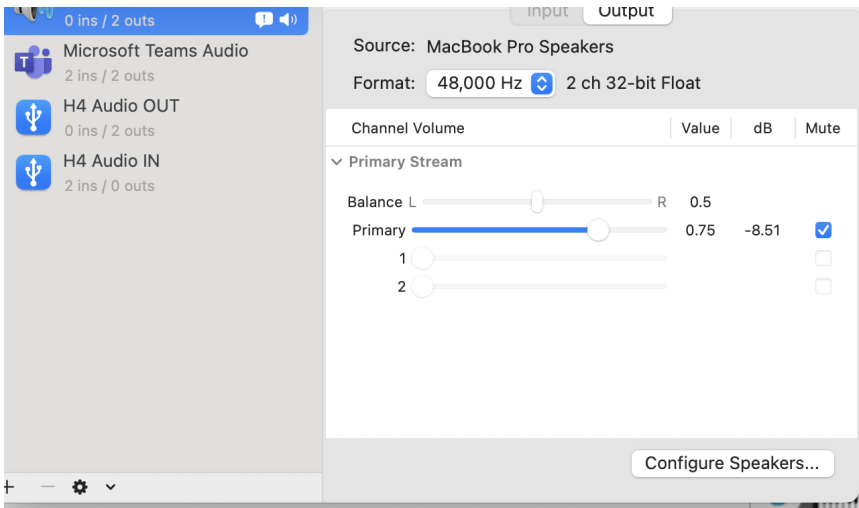
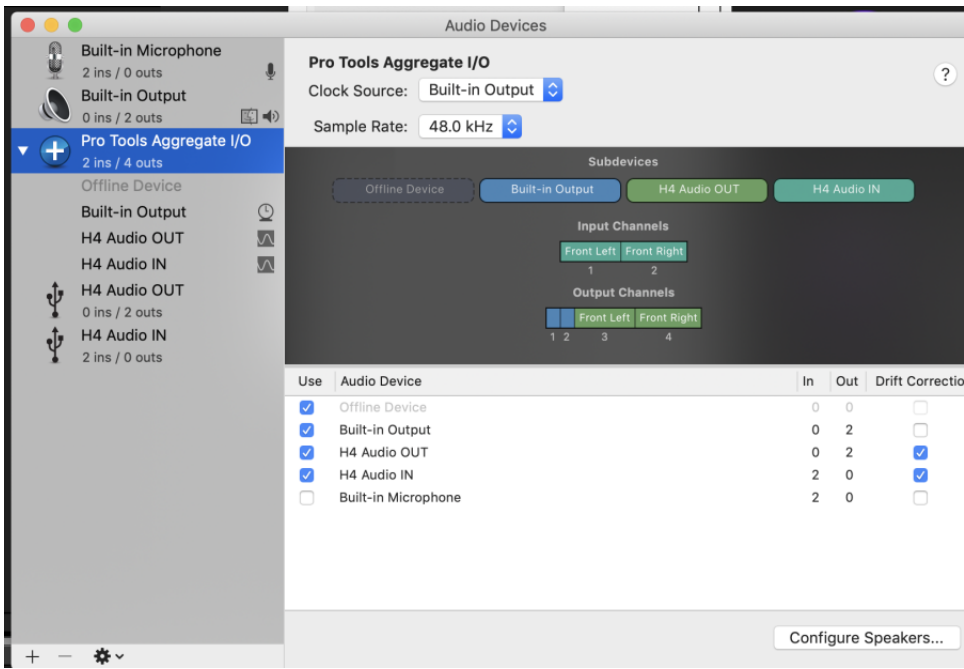
You will see the little dots go up and down and the LEVEL changing

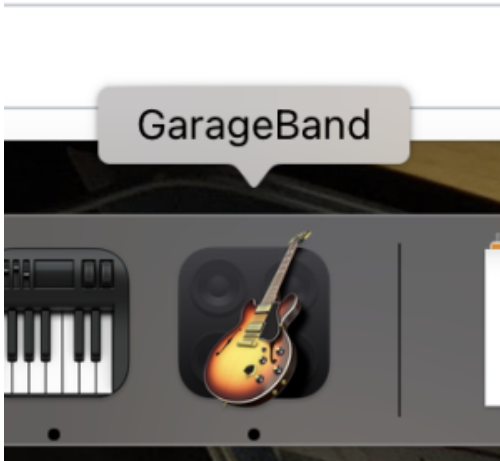
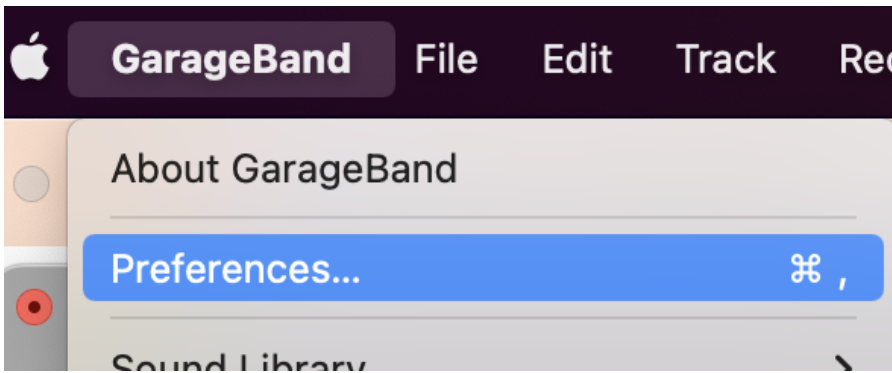
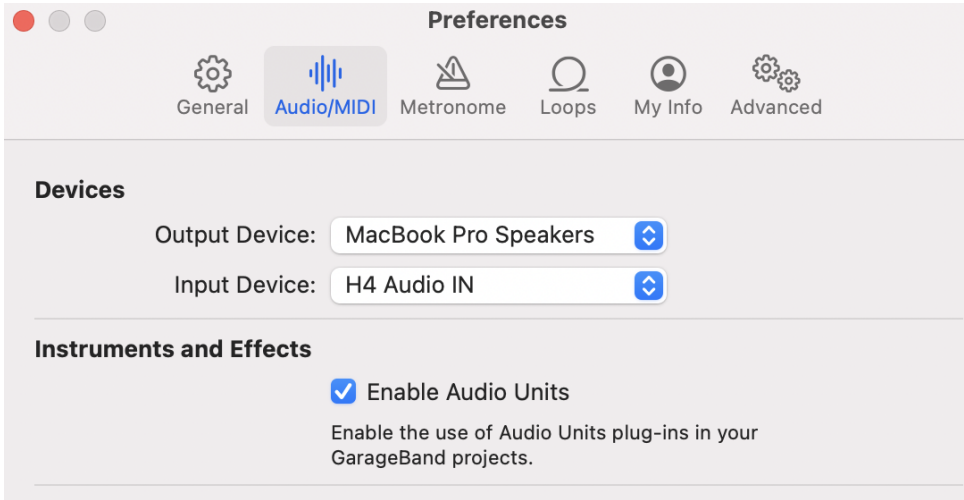
Will need a magnifying glass to see it however.

You can magnify with a phone

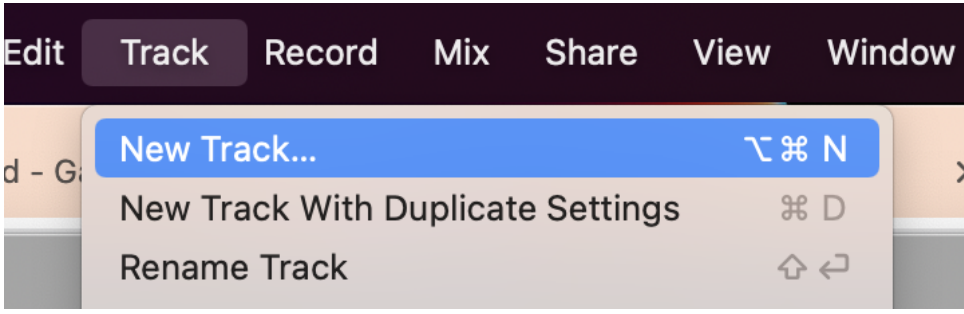
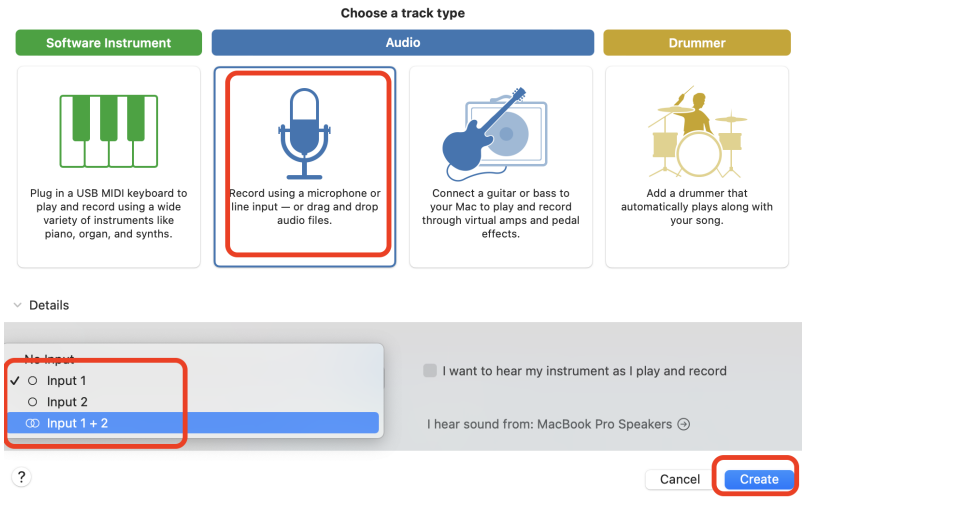




<p>Open Audio Midi setup</p>	
<p>On the Audio Devices should see the H4 Audio In and Out</p> <p>(if not then check the H4 and make sure it is set to connect to computer via USB)</p>	
<p>Then go to ProTools Aggregate I/O</p> <p>Check the boxes to "Use" H4 Audio IN and OUT</p>	

<p>Open GarageB and</p>	
<p>Go to &gt;Garage Band&gt;Pr eferences</p>	
<p>Go to AudioMI DI</p> <p>Input Device &gt; Choose H4 Audio IN</p> <p>Output should be Crestron if in the classroo m or computer speakers if on a laptop</p> <p>Close the preferen ces to save</p>	



<p>Back in GarageB and</p> <p>Chose Track New Track</p>	
<p>Choose Record using a Micropho ne or Line Input</p> <p>Choose Input 1 or 2 or 1 and 2</p> <p>Choose Create</p>	
<p>Press the record button to start recording.</p>	