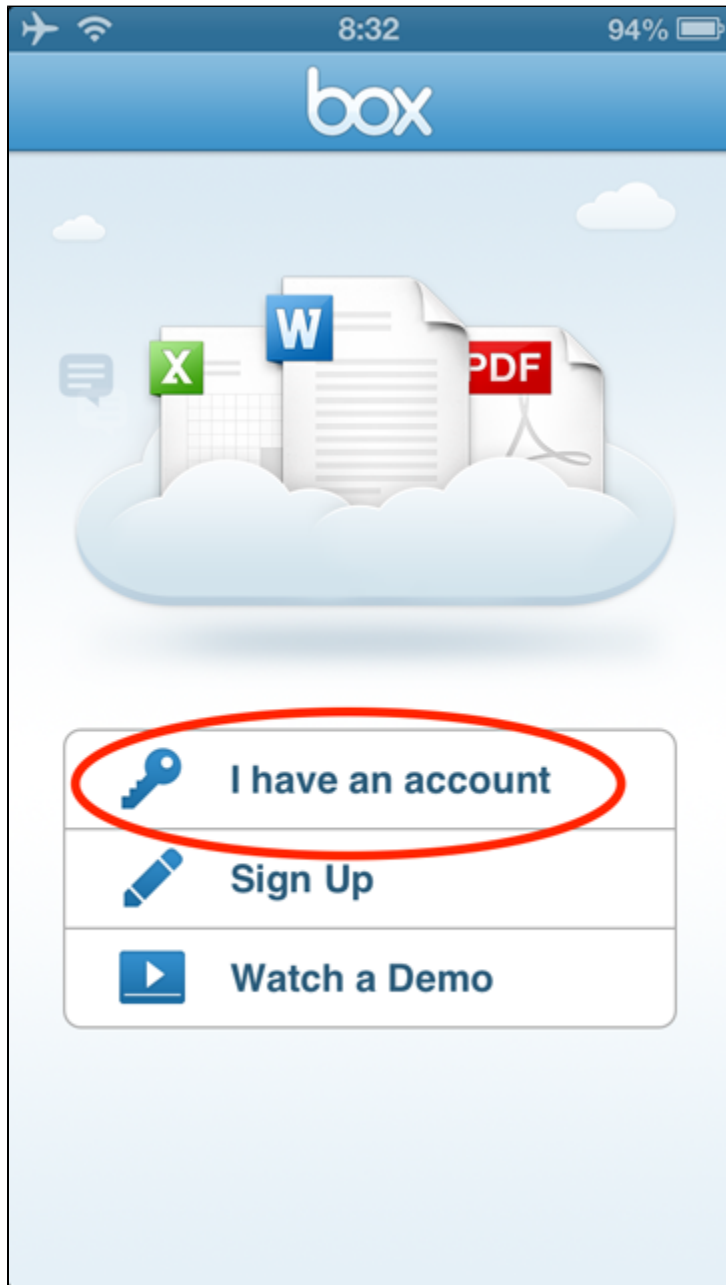


# How to setup the Box App for iOS

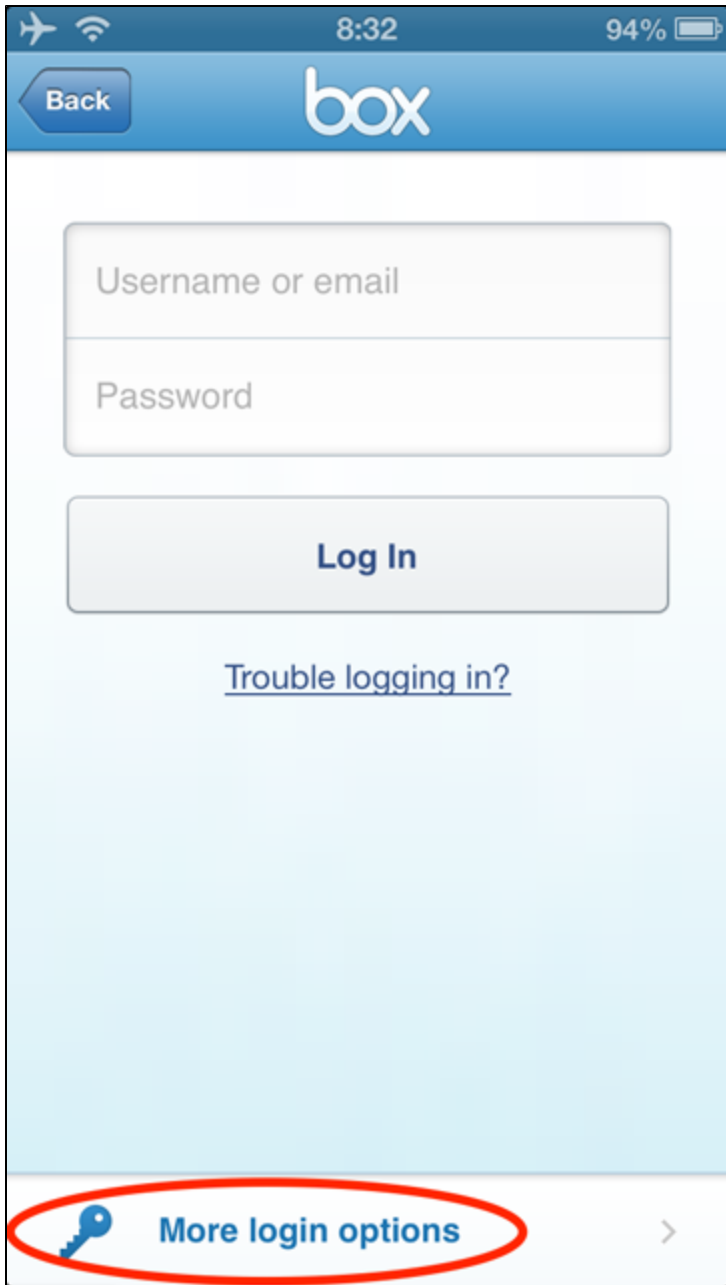
## How to setup the Box App for iOS

Download the [Box for iPhone and iPad application](#) from the iTunes Store.

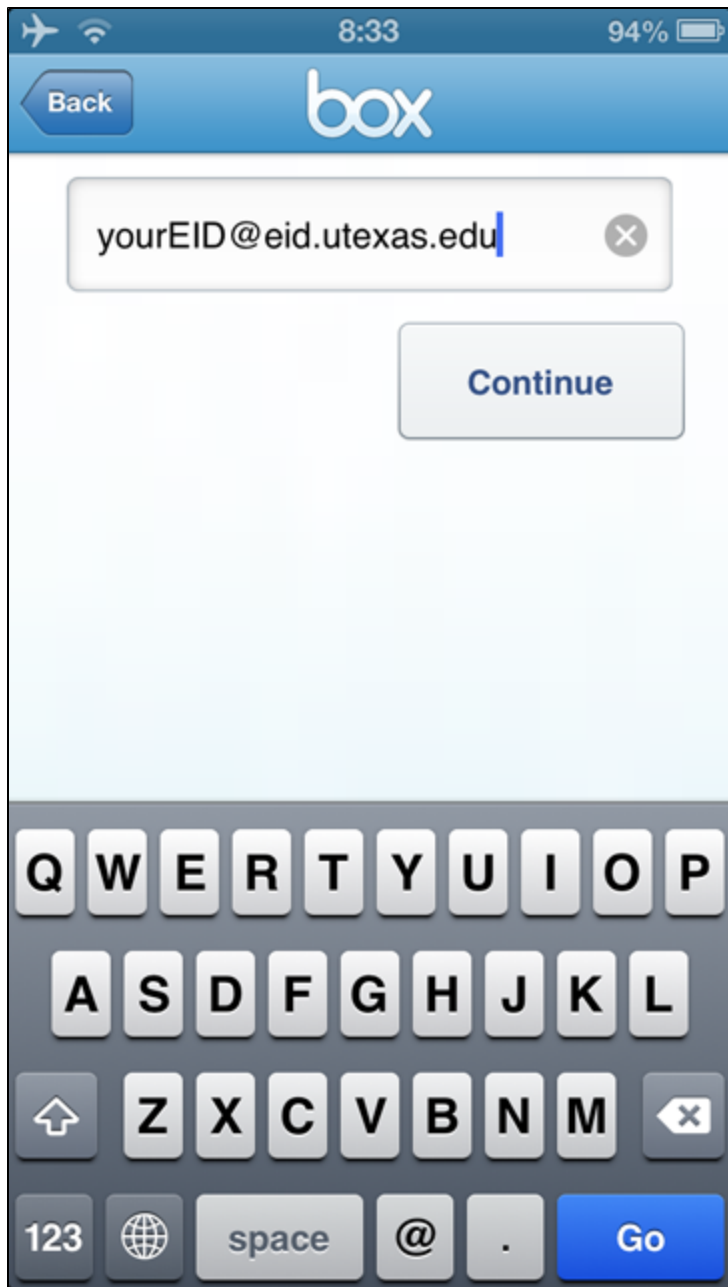
Once installed, open the Box app and select "I have an account".



Next, click on the "More login options".



Enter your [CloudID](#) and tap the "Continue" button.



You will be redirected to the EID authentication page. Enter your EID and EID password and click the "Log In" button.

8:3394%

BackSSO Login<>

THE UNIVERSITY OF TEXAS

WHAT STARTS HERE CHANGES TH

UT EID

You are entering a Secure Service -  
please log in!

UT EID:  I forgot my UT EID  
or password.

Password:  I need a UT EID.

Help

Log In

Unauthorized use of UT Austin computer and networking  
resources is prohibited.  
If you log in, you acknowledge your awareness of and  
concurrence with the  
UT Austin Acceptable Use Policy. The university will prosecute  
violators  
to the full extent of the law. The university is not responsible  
for services  
provided by third parties authorized to use the university's

After successfully authenticating, you will be asked to create a passcode to access your Box documents on your iOS device. For security reason, it is a best practice to select a passcode that is not the same as the passcode you use to unlock your device.

8:3593%

Please Create a Passcode

Enter a new passcode

Passcode required by your administrator

1	2 ABC	3 DEF
4 GHI	5 JKL	6 MNO
7 PQRS	8 TUV	9 WXYZ
Log Out	0	⬅️ x

Once you have entered and confirmed a passcode, you should be able to access your UTBox documents.