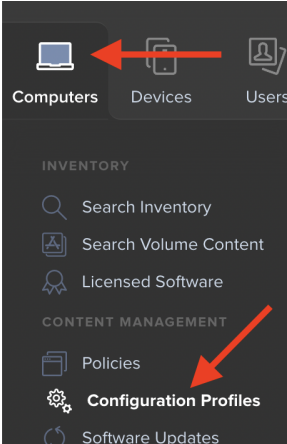
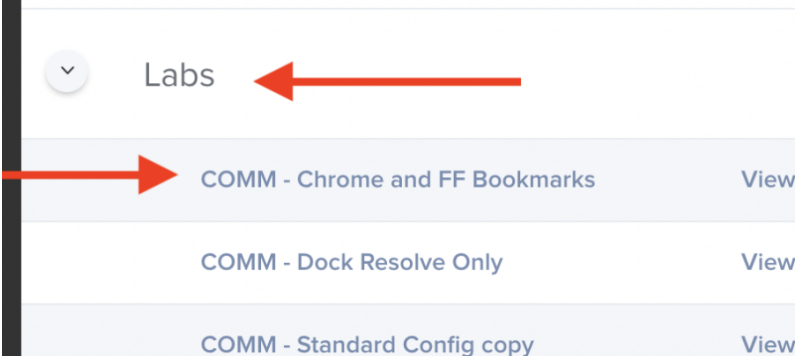
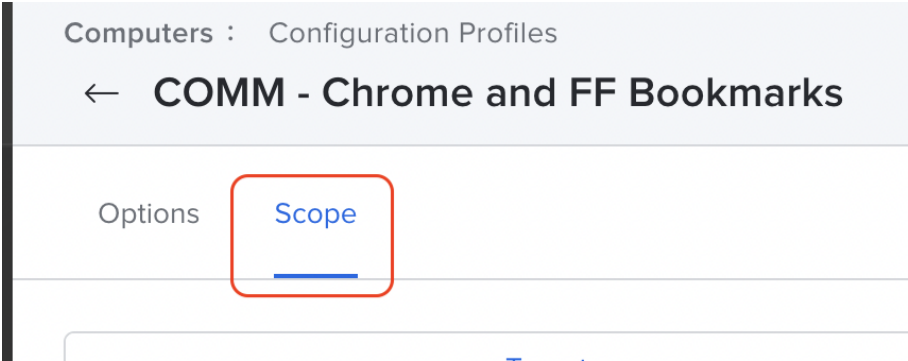



JAMF - How to Add Bookmarks to Chrome and Firefox Browsers

	https://mdm.utexas.edu/
Go to >Computers >Configuration Profiles	
Go to Labs <ul style="list-style-type: none">• COMM – Chrome and FF Bookmarks	
Click on <ul style="list-style-type: none">• Scope	
<ul style="list-style-type: none">• Edit	

<ul style="list-style-type: none">Click Add	<div><div>+ Add</div></div>
<ul style="list-style-type: none">Type in the identifier of the computer you want to add	<div><div><div>Q 4122</div><div>1 - 1 of 1</div></div><div><div>NAME</div><div>COMM-A54264-CMB4122-TS</div></div></div>
<ul style="list-style-type: none">Click Add	<div><div>Add</div></div>
<ul style="list-style-type: none">Click on Save	<div><div><div><div>⊗</div><div>Cancel</div></div><div><div>💾</div><div>Save</div></div></div></div>
<ul style="list-style-type: none">Redistribution OptionsChoose to distribute to Newly Assigned Devices OnlyClick on Save	<div><div>Redistribution Options</div><div><div><div>⚠</div><div>There are 2 computers with this profile installed.</div></div><div><div><div><div><input type="radio"/></div><div>Distribute to All</div></div><div>Choose "Distribute to All" to distribute to all computers in scope, including computers that already have this profile installed.</div></div><div><div><div><div><input checked="" type="radio"/></div><div>Distribute to Newly Assigned Devices Only</div></div><div>Choose "Distribute to Newly Assigned Devices Only" to distribute only to computers in scope that do not currently have the profile installed.</div></div></div><div><div>Cancel</div><div>Save</div></div></div></div></div>
<ul style="list-style-type: none">Check show in dashboard to see in the dashboard	<div><div><div>Computers : Configuration Profiles</div><div>← COMM - Chrome and FF Bookmarks</div><div><div>Options</div><div>Scope</div></div><div><div>Q Search...</div><div>General</div></div><div><div><input checked="" type="checkbox"/> Show in Jamf Pro Dashboard</div></div></div></div>

- Go to jamf Pro home



- Find the profile process icon to see the process of installation

COMM - Chrome and FF Bookmarks



3 Completed

0 Pending

0 Failed